



2022 Annual Report

Monroe Circuit Court

MONROE CIRCUIT COURT

DIVISIONS I - IX
OFFICE OF COURT SERVICES
MONROE COUNTY PROBATION SERVICES
MONROE YOUTH SERVICES BUREAU

PREPARED BY:

Staff	<i>Office of Court Services</i>
Linda Brady	<i>Chief Probation Officer</i>
Victoria Thevenow	<i>Executive Director, YSB</i>

Table of Contents

PERSONNEL	2
OFFICE OF COURT SERVICES	
Mission Statement.....	20
Introduction.....	21
Financial Management.....	21
Security Management.....	24
Jury Management.....	24
Case Management.....	25
Family Court.....	29
Court Support Program.....	32
Appendix.....	34
PROBATION	
Mission Statement.....	48
Introduction.....	49
Department Education Activities.....	53
Department Leadership.....	53
Probation Department Executive Summary.....	55
Organizational Chart.....	57
Financial Information.....	58
Juvenile Division.....	64
Adult Division.....	79
Community Corrections.....	91
Pretrial Service Program.....	108
Problem Solving Courts.....	121
Support Division.....	133
Other Programs.....	134
Appendix.....	138
YOUTH SERVICES BUREAU	
Mission & History.....	179
Accreditations.....	179
Our Services.....	180
Organizational Structure.....	181
Executive Director Report.....	182
Financial & Personnel Coordinator.....	183
Program Coordinator Report.....	186
Binkley House Shelter Program.....	188
Binkley House Shelter Report.....	189
YSB Service Inquiries.....	191
YSB Services Provided & Placement types.....	193
Safe Place Manager Report.....	197
Clinical Coordinator Report.....	199
Prevention Coordinator Report.....	201
Safe Place Events & Locations Appendix A.....	203
Community Collaborations Appendix B.....	209
Youth Served.....	211
Parent/Guardian Opinion.....	212

MONROE CIRCUIT COURT PERSONNEL

MONROE CIRCUIT COURT, DIVISION I

Beth Reardon	Official Court Reporter
Leslie Batcho	Associate Court Reporter
Tayler McGlocklin	Associate Court Reporter

MONROE CIRCUIT COURT, DIVISION II

Melissa Starry	Official Court Reporter
Tiffany Shupe	Associate Court Reporter
Misty Stephens	Associate Court Reporter

MONROE CIRCUIT COURT, DIVISION III

Cindi Deckard	Official Court Reporter
Ann Lettelleir	Associate Court Reporter
Brandie Martindale	Associate Court Reporter

MONROE CIRCUIT COURT, DIVISION IV

Laura Hannon	Official Court Reporter
Holly Helms	Associate Court Reporter
Haley Self	Associate Court Reporter
Kathryn Dodd	Associate Court Reporter

MONROE CIRCUIT COURT, DIVISION V

Katie Oliver	Official Court Reporter
Cassie England	Associate Court Reporter
Monica Bartlett	Associate Court Reporter

MONROE CIRCUIT COURT, DIVISION VI

Karina Brikmanis	Official Court Reporter
Kari Gause	Associate Court Reporter
Charity Sullivan	Associate Court Reporter

MONROE CIRCUIT COURT, DIVISION VII

Connie Crohn	Official Court Reporter
Amy Erler	Associate Court Reporter
Kyrstin Goffinet	Associate Court Reporter

MONROE CIRCUIT COURT, DIVISION VIII

Amber Zike	Official Court Reporter
Erica Hudson	Associate Court Reporter
Dana Allgood	Associate Court Reporter
Kelly Landrum	Associate Court Reporter

MONROE CIRCUIT COURT, DIVISION IX

Kathy Pointer	Official Court Reporter
Amy Burkins	Associate Court Reporter
Deana Clingerman Young	Associate Court Reporter

MONROE CIRCUIT COURT COMMISSIONER

Wendy Crohn	Official Court Reporter
Andrea Nickless	Associate Court Reporter
Mary Baker	Associate Court Reporter

OFFICE OF COURT ADMINISTRATION

Director of Court Services

Lisa Abraham

Deputy Court Administrator

Jama Chandler

Court Programs Coordinator

Michelle Pritchard

Case Management Coordinator

Shannon Guidry

Financial Coordinator

Melissa Patterson

Public Service Coordinator

Lisa Wesemann

Associate Floating Court Reporters

Kelly Landrum

Kathryn Dodd

Bailiffs

Jeff Alwine

Dexter Luck

Michael Schmaltz

Richard Stacy

John Brashaber

Melody Clark

Michael Krebbs

Joshua Lewis

Information Desk Personnel

Shirley McClure

Glenda Campbell

MONROE COURT PROBATION SERVICES

Linda Brady, Chief Probation Officer

Becca Streit, Assistant Chief Probation Officer / Community Corrections Director

Troy Hatfield, Deputy Chief Probation Officer

ADULT SUPERVISION

Valerie Collins	Supervisor
James Adcock	Probation Officer
Daniel Alcantar	Probation Officer
Jill Barnett	Probation Officer
Jen Burgstone	Probation Officer
Eric Chambers	Probation Officer
Nikki Faletic	Probation Officer
Takarta Flag	Probation Officer
Kari Magno-Perez	Probation Officer
ShaNece Manuel	Probation Officer
Kim Martin	Probation Officer
Jessica McCammon	Probation Officer
Dorothy Perrotte	Probation Officer
Marcos Navarro	Probation Officer
LaRae Powers	Probation Officer
Keegan Ridgway	Probation Officer
Erin Werner	Probation Officer
Jaime Zoss	Probation Officer

ADULT INTAKE

Anthony Williams	Supervisor/Court & Alcohol Drug Program Director
Heath Adkins	Probation Officer
Susan Allen	Probation Officer
Marsha Anderson	Probation Officer
Julie Banes	Probation Officer
Dianna Johnson	Probation Officer
Christy Scheid	Probation Officer
Brent Townsend	Probation Officer

PRE-TRIAL DIVISION

Chelsea Walters	CQI Supervisor
Leah Baker	Probation Officer
Andrew Chandler	Probation Officer
Megan Mahaffey	Probation Officer
Rachael Scott	Probation Officer
Leah Snow	Probation Officer
Julie Robertson	Probation Officer

SUPPORT STAFF

Melissa Wallace	Office Administrator
Natalie Crider	Office Manager-Curry
Keri Walden	Office Manager-CC
Amanda Maloney	Receptionist-Curry
Kyle Marcum	Adult Secretary
Cailin Parsch	Juvenile Secretary
Callee Richardson	Receptionist-CC
Morgan Richardson	Bookkeeper

COMMUNITY CORRECTIONS

Christian Carlisle	CASP Supervisor
Riley Allen	CASP Field Officer
Michael Ball	CASP Field Officer
Chad Christensen	CASP Field Officer
Jody Clymer	CASP Field Officer
Jack Drew	CASP Case Manager
Jennifer Feiner	CASP Case Manager
Katy Garriott	CASP Case Manager
Brandon Hecht	CASP Field Officer
Jeremy Rogers	CASP Field Officer
Autumn West	CASP Case Manager

PROBLEM SOLVING COURT

Steve Malone	Coordinator
Ted Berry	Case Manager
Brier Frasier	Case Manager
Richard Greco	Case Manager
Kara Mahuron	Case Manager
Morgan Michalski	Case Manager
Tyler Parrish	PSC Field Officer
Madisen Polly	PSC Field Officer
Rhonda Welp	Case Manager

JUVENILE DIVISION

Jeff Hartman	Supervisor
Mandy Capps	Probation Officer
Cameron Edwards	Probation Officer
Jada Faith	Probation Officer
Brittany Grenier	Probation Officer
Sky Kilpatrick	Probation Officer
Amy Matney	Probation Officer
Christine McAfee	Probation Officer
Debra Wray	Probation Officer

PART-TIME SUPPORT STAFF

Hailey Barnett	Probation Officer Assistant
Olivia Burgess	Probation Officer Assistant
Nick Hedinger	Probation Officer Assistant
Brooke Levine	Probation Officer Assistant
Piper Majors	Probation Officer Assistant
Asiah McGuire	Probation Officer Assistant
Marcus Omstead	Probation Officer Assistant
Joseph Przybyowski	Probation Officer Assistant
Whitney Randolph	Probation Officer Assistant
Luke Rappe'	Probation Officer Assistant
Madison Snyder	Probation Officer Assistant
Tawkhin Thang	Probation Officer Assistant
Hailey Thomas	Probation Officer Assistant

2022 Youth Services Bureau Staff

Executive Director

Victoria Thevenow, M.Ed.

Deputy Director

Vanessa Schmidt

Louis Malone*

Finance and Personnel

Naomi Russell, Financial and Personnel Coordinator

Lisa Lopossa, Financial and Personnel Coordinator*

Jessica Cox, Office Manager

Allison Hagenbuckle, Office Manager*

Prevention:

Stephanie Solomon, Prevention Coordinator*

Hannah Lencheck, Prevention Coordinator

Marlee Case, Youth Prevention Specialist

Clinical Team:

Monica Fleetwood Black, MA, MSW, LCSW - Clinical Coordinator

Megan Moore, Counselor

Julianna DeLano, Counselor

Gena Delos Santos, Counselor

Michael Block, Counselor

Ashley Barrett, Counselor*

Angela Reece, Clinical Services Case Manager

Wendy Greco, Education Case Manager

Jenny Yang, MSW Intern

Kaitlyn Borland, MSW Intern*

Megan Mejia, MSW Intern*

Data

Emily Arthur, Data Specialist

Programming:

Sara Jamieson, Program Coordinator

Vanessa Schmidt, Program Coordinator *

Project Safe Place Program

Cassidy McCammon, Safe Place/YSB Shelter Outreach Coordinator

Brigitt Nasby, Safe Place/YSB Shelter Outreach Coordinator*

Binkley House Manager

Jen Vaught, Binkley House Manager

Binkley House Staff

Matt Cababie
Diana Robertson
Doris Bailey
Toni Palmer
Dalton Smith
Philip Anyieth
Anna Donnelly*
Kaitlyn Borland*
Yessenia Sanchez*
James Scallon*
Derrick Clark*

Maria Elias
Ashton Hall
Janet Hargrave
Michael Roop
Tatiana Salgado-Cuevas
Terry Knoy
Emily Arthur*
Angela Reece*

Cordelia Harlow
Oriane Robinson
Dorothy Reinhard
Veronica Barber
Collin Denny

**MONROE
CIRCUIT COURT
BOARD OF
JUDGES**

CIRCUIT COURT DIVISION I

Geoffrey J. Bradley

Dated Accepted Position:

January 1, 2020

Family Members:

Megan Ray, Wife
Katherine Bradley, Daughter
John Bradley, Son

Undergraduate Degrees:

Indiana University, Bachelor of Arts (1991)
Political Science
Interdepartmental Major in Afro-American Studies

Law School:

Indiana University School of Law, Bloomington, Doctor of Jurisprudence (1994)

Related Legal Experience:

Senior Trial Attorney, Monroe County Prosecuting Attorney's Office
Assistant Prosecuting Attorney, Clinton County (Ohio) Prosecutor's Office

Certifications:

Indiana Bar
Ohio Bar (inactive)

Community Involvement-Previous:

Indiana:

Read 200
Assistant Softball Coach, Smithville Diamonds Little League
Member, Arlington Heights Elementary School PTO

Ohio:

Board Member, Clinton County YMCA
Board Member, Hot Hoops
Board Member, Rural Legal Aid Society
Member, Wilmington Rotary Club
Member, President's Partnership Council at Wilmington College
Advisor, Wilmington High School Ohio Mock Trial Team

Community Involvement-Present:

Board Member, Lotus Education & Arts Foundation
Member, Real Men Read MENtor program
Member, African American History Committee, Monroe County History Center
Member, Bloomington Rotary Club
Member, Elks Lodge #446
Coach, Upward Basketball
Honorable Order of the Kentucky Colonels

Professional Involvement:

Indiana Judges Association
Indiana Probate Committee
Monroe County Bar Association
Indiana State Bar Association
National Bar Association
National Academy of Elder Law Attorneys
National College of Probate Judges

CIRCUIT COURT DIVISION II

Valeri Haughton

Date Accepted Position: January 1, 2009

Family:

Frank Motley III, Husband

Five children

Nineteen grandchildren

Undergraduate Degree:

University of Iowa, Bachelor of Arts (Political Science, History)

Graduate Certificate:

Women's Studies-University of Iowa

Law School:

University of Iowa College of Law, Juris Doctorate [1992]

Professional:

Mental Health Counselor (1973-1989)

Related Legal Experience(s):

Deputy Prosecuting Attorney, Marion County (1993-1997)

Deputy Prosecuting Attorney, Monroe County (1997-2005)

Consultant, Indiana University- Office of the Vice President

For Diversity & Multicultural Affairs (2005-2007)

Attorney, Office of the Monroe County Public Defender (2007-2008)

Professional Organizations:

Monroe County Bar Association

Indiana Bar Association

Indiana Judges Association

National Bar Association-Judicial Council

Sheriff's Merit Board (2007-2008)

Additional Services:

Member, Bloomington Human Rights Commission (former Chair)

Board of Directors:

Bloomington Playwrights Project

Community Kitchen

Community Kitchen

NAACP Lifetime Member

ACLU

Benevolent and Protective Order of Elks

Lodge #446, Bloomington, IN

CIRCUIT COURT DIVISION III

Christine Talley Haseman

Date Accepted Position:

January 1, 2019

Undergraduate Degree:

IU Kelley School of Business, Bachelor of Science (1988, with Honors and High Distinction)

Graduate Degree:

IU Kelley School of Business, Master of Business Administration (1991)

Law Degree:

IU Maurer School of Law, Doctor of Jurisprudence (1995)

Related Legal Experience:

Owner, Law Office of Christine Talley Haseman (Sole Proprietor)
Hearing Officer for the Indiana Supreme Court
Deputy Prosecuting Attorney, Lawrence County, Indiana
Judge, Monroe Circuit Court VIII (2008)
Juvenile Court Referee, Lawrence County Circuit Court
Public Defender for Lawrence County and Owen County conflict cases
Family Law Mediator
Associate Attorney, Ferguson & Ferguson
Associate Attorney, Stites & Harbison
Pro Bono Attorney for Monroe County CASA

Certifications

Indiana Bar
Kentucky Bar
Federal District Court for the Northern and Southern Districts of Indiana
Licensed Family Law Mediator, Indiana (retired)

Community Involvement

Board of Directors, Stone Belt
Board of Directors, National Alliance for Mental Illness – Greater Bloomington Area
International OCD Foundation
St. Mark's United Methodist Church (Member)
Former St. Mark's UMC Pastor-Staff-Parish Committee Member
Former Board Member, Stepping Stones, Inc.

Professional Involvement

Indiana Judges Association
Indiana Supreme Court Child Welfare Improvement Committee
Indiana Supreme Court Records Access and Management Committee
Indiana Bar Association
Kentucky Bar Association
Monroe County Bar Association
Former Member, Indiana Prosecuting Attorneys Council
Former Member, Indiana Public Defender Council
Former Member, Association of Family and Conciliation Courts

CIRCUIT COURT, DIVISION IV

CATHERINE STAFFORD

Legal Experience

Judge, Monroe Circuit Court IV, 2019 – current
Adjunct Professor, Indiana University School of Law, Bloomington, 2014 - current
Founder and Managing Attorney, Stafford Law Office, LLC, 2004 - 2018
Legal Writing Instructor, Indiana University School of Law, Bloomington, 2002
Attorney, Indiana Legal Services, Inc., Bloomington, 1999-2002
Director of Programs, Minnesota Justice Foundation, 1997-1999
Attorney, University Student Legal Services (University of Minnesota), 1997-1998

Law School

University of Minnesota Law School, Doctor of Jurisprudence, 1997
Law Council (student body) President, 1996-1997
Recipient, 1996 Minnesota Justice Foundation *Outstanding Public Service Award*, awarded by Sister Helen Prejean
Wagner Labor Law Moot Court
Founder and Editor *The Public Interest Dimension* Newsletter

Undergraduate Degree

Indiana University, Bachelor of Arts in English and Medieval Certificate, 1993

Certifications & Bar Admissions

Certified Family Law Specialist, as certified by the Family Law Certification Board, 2011 – 2018 (*no longer eligible due to judicial role*)
Registered Domestic Relations Mediator, 2005-2018
Collaborative Law Practitioner, 2005-2018
State of Indiana, 1999
State of Minnesota, 1997 (now resigned as no longer living or practicing in Minnesota)

Professional Involvement

Domestic Relations Benchbook Committee, 2021 – current
ADR Committee, 2019–current
Family Law Taskforce, 2019 – current
Association of Family and Conciliation Courts (AFCC), 2012-current
Indiana Chapter, AFCC, 2014-current
Monroe County Bench Bar Conference Planning Committee 2012-current
Family Law Taskforce, 2019-2021
Monroe County Bar Association Board of Directors, Secretary 2014-2016
Monroe County Bar Association Board of Directors, Vice President, 2016-2017
Bloomington Association of Collaborative Professionals, 2014-2018
International Association of Collaborative Professionals, 2014-2018
Minnesota State Bar Association Legal Assistance to the Disadvantaged Committee, 1997-1999
Hennepin County Bar Association Disability Sub-Committee, 1998-1999

Community Involvement

Girl Scouts, Assistant Troop Leader, 2019-2021
Court Appointed Special Advocates (CASA) Board of Directors, 2018-2020
Monroe County Plan Review Committee, 2017-2018
Monroe County Women's Commission, 2017-2018
Ivy Tech Criminal Justice and Paralegal Studies Advisory Council, 2015-2018
Navigators of Monroe County, Board of Directors and Scout Leader, 2013-2017
Highpoint Neighborhood Association, 2005-2007
City of Bloomington Commission on Sustainability, 2005-2007
Council of Neighborhood Associations, Board of Directors, 2005-2006
Buskirk-Chumley Theater Management, Inc. Board of Directors, 2003-2006
Old Northeast Neighborhood Association, 2001-2005
Bloomington Restorations Inc., Rehabilitation Award for *The Showers Bridwell House*, 2003
United Way Community Services of Monroe County, Inc. Board of Directors, 2000-2003
League of Women Voters of Minneapolis, Board of Directors, 1996-1998
Haitian Refugee Asylum Project, 1994
League of Women Voters of Bloomington-Monroe County, Inc., Board of Directors 1991-1994

CIRCUIT COURT, DIVISION V

Mary Ellen Diekhoff

Dated Accepted Position: January 1, 2005

Presiding Judge, Monroe County Board of Judges, present

Degrees:

Valparaiso University, Bachelor of Arts, (Honors Graduate)

Mauer School of Law, Bloomington, IN – Doctor of Jurisprudence

Related Legal Experience:

1st Deputy Attorney, Monroe County Prosecuting Attorney's Office

Adjunct Professor, Criminal Justice Department, Indiana University

Adjunct Professor, Maurer School of Law

Certifications:

Admitted, Indiana Bar

Admitted, Federal District Court for the Northern and Southern District of Indiana

Certified Mediator, State of Indiana

Graduate of Indiana Judicial College

Memberships:

Indiana Judge's Association

Monroe County Bar Association

Chair, District Ten Pro Bono

Past Chair, Indiana Judge's Association Drug and Alcohol Program Committee

Indiana Public Defender Commission

Criminal Law Instruction Committee

Pre-trial Release Committee

Problem Solving Court Committee

Affiliations and Civil Involvement:

Monroe County Parent Aid, past board member

Designated Drivers Council of Monroe County Big Brothers/Big Sisters

Tulip Trace Council of Girl Scouts

My Sister's Closet, present board member

Center Stone Health Board of Directors, present board member

CIRCUIT COURT DIVISION VII

Holly M. Harvey

Date Accepted Position: January 1, 2017

Family:

Matthew Harvey, Husband
Three children

Undergraduate Degree:

Indiana University (B.A. *high distinction*, Criminal Justice and Psychology, 1994), *Phi Beta Kappa*

Law School:

Indiana University Maurer School of Law, Juris Doctor, 1997

Related Legal Experience(s):

Associate Attorney, Bunger & Robertson, 1997-2013
Attorney/Owner, Holly Harvey Law, LLC, 2014-2016

Certifications/Specialized Training:

Certified Domestic Relations Mediator (2002-2016)
Parenting Coordinator (2014-2016)
Collaborative Professional (2013-2016)

Professional Organizations:

Monroe County Bar Association (Board of Directors, 2015-present)

Indiana State Bar Association

- Board of Governors (Treasurer, Secretary, District Representative)
- Chair-Elect, House of Delegates, 2020-2021, Chair, 2021-2022
- Young Lawyers Section, District Representative
- Future of the Legal Profession Committee, 2016-present
- Revenue Enhancement Committee, 2015
- Wellness Committee, 2012-2013
- Budget and Finance Committee

Indiana Judges Association

Indiana and National Council of Juvenile and Family Court Judges

American Bar Association

Monroe County Bench Bar Conference Committee

Judicial Committees:

- Judicial Conference of Indiana, Juvenile Justice Improvement Committee
- Indiana GAL/CASA Advisory Commission
- State of Indiana Commission on Improving the Status of Children, Commercial Sexual Exploitation of Children Subcommittee

Additional Service:

St. Charles Borromeo School

- School Commission (2012-2015)
- Assistant Coach, 8th Grade Girls Volleyball (2015-2016), 5th Grade Boys Basketball (2015-2016)

St. Paul Catholic Center, Member

Tri Kappa Philanthropic Sorority (2007-present)

Camp Kesem Indiana University Advisory Board (2019-present)

Parent Volunteer, Bloomington High School North Swim Team

CIRCUIT COURT, DIVISION VII

Stephen R. Galvin

Date Accepted Position: January 1, 2005

Family Members:

Wife: Tamara Galvin

Son: Conor Galvin

Undergraduate Degrees:

Wabash College, 1978

Law School:

Indiana University, 1981

Employment History:

Attorney for the Monroe County Council, Commissioners, Auditor and Sheriff, 1990-2004

Attorney for the Monroe County Office of Family and Children, 1990-2004

Deputy Monroe County Prosecuting Attorney, 1987-1989

Public Defender, 1981-1986

Professional Organizations:

Indiana State Judges Association

Co-Chair, Juvenile Justice and Cross Systems Youth Task Force, a subcommittee of the Commission on Improving the Status of Children in Indiana

Member, Indiana Children's Justice Act Task Force

CIRCUIT COURT DIVISION VIII

Kara Krothe

Date Accepted Position:

January 1, 2021

Undergraduate Degree:

Smith College, Bachelor of Arts, (1992)
Government

Law School:

Indiana University School of Law, Bloomington, Doctor of Jurisprudence (2000)
Sherman Minton Moot Court Top 15 Brief Honor

Related Legal Experience:

Glaser and Ebbs, Associate Attorney, Fort Wayne, IN (2000-2004)
Monroe County Public Defenders Office, Deputy Public Defender (2004-2019)

Certifications:

Indiana Bar
Admitted, Federal District Court for the Northern and Southern District of Indiana

Community Involvement-Previous:

Monroe County Drug Treatment Court Team Member 2012-2019
Monroe County Reentry Court Team Member 2014-2019
Monroe County Veterans Court Team Member 2016-2019
Bloomington Elks Lodge 446
Habitat for Humanity Women Build 2018-present

Community Involvement-Present:

Bloomington Elks Lodge 446
Community Justice Response Committee
Habitat for Humanity Women Build

Professional Involvement:

Monroe County Bar Association
Indiana Judges Association
Supreme Court Alternative Dispute Resolution (ADR) Committee

CIRCUIT COURT DIVISION IX

Darcie L. Fawcett

Date Accepted Position:

January 1, 2019

Undergraduate Degree:

University of Wisconsin-Madison, Bachelor of Science (1997)
Education/Psychology
Certificate in Women's Studies

Law School:

Indiana University School of Law, Bloomington, Doctor of Jurisprudence (2007)

Related Legal Experience:

Associate Attorney, Mallor Clendening Grodner & Bohrer
Deputy Prosecutor, Marion County Prosecutor's Office
Deputy Prosecutor, Monroe County Prosecutor's Office

Certification:

Indiana Bar

Community Involvement-Previous:

Bloomington Urban Enterprise Association
Monroe County Human Rights Commission
Board of Park Commissioners
Prospect Hill Neighborhood Association
Fairview Parent-Teacher Organization

Community Involvement-Present:

Exchange Club of Northside Bloomington

Professional Involvement:

Monroe County Bar Association
Indiana Judges Association
Commission on Race and Gender Fairness
Community Corrections Advisory Board
Community Justice Response Committee

OFFICE OF

COURT

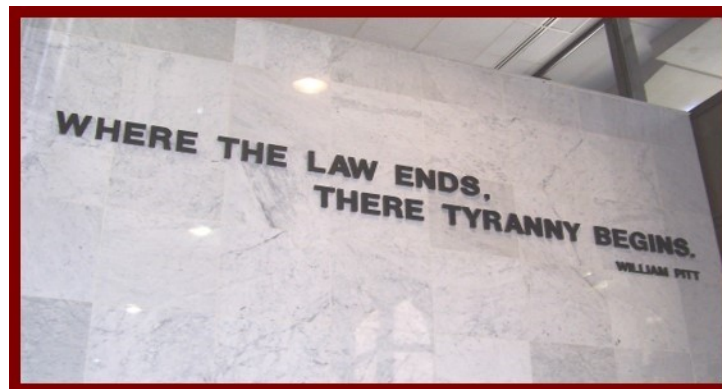
ADMINISTRATION

THE MONROE CIRCUIT COURT



Mission Statement

The mission of the Monroe Circuit Court is to fairly and promptly resolve justifiable issues in a manner consistent with the mandates, directive and guidelines of the laws of the State of Indiana and of the United States of America.



[Charlotte Zietlow Justice Center](#)

301 N College Ave

Bloomington, IN 47404

• Phone: [\(812\) 349-2615](tel:8123492615)

• Juror Message Line: [812-349-5879 \(JURY\)](tel:8123495879)

OFFICE OF COURT ADMINISTRATION

INTRODUCTION

Each day more than 1,000 people enter the Justice Building to file a complaint, pay traffic or probation fees, gather information about a case, or serve as a lawyer, petitioner, defendant, witness, or juror to a trial. The increasing complexity of life and the scope of litigation in the United States have created a non-judicial administrative burden on the courts that the judges and traditional court staff cannot handle alone. The Office of Court Administration, under the guidance of the Board of Judges, provides administrative support for the Circuit Court. The office is responsible for the daily operations in financial management, security management, jury management, case management and court support programs. The Office of Court Administration staff reviews system operations, analyzes management problems, recommends solutions to the judges, and implements efficient change. In 2022, the Office of Court Administration successfully implemented the following administrative programs and procedures.

FINANCIAL MANAGEMENT

Thirty-Seven budgets totaling a little over **\$11.9 million** were prepared, monitored, and analyzed by the Office of Court Administration. Fiscal management of these budgets includes the preparation of the payroll for over 130 employees, the monitoring of grants received on federal, state, and local levels, and the procurement of office furniture, supplies and equipment. The following is a 2022 summary of the funding sources, the amount and types of generated revenue, and the budget and expenditures for the Monroe Circuit Court.

I. FUNDING SOURCES

The Monroe Circuit Court receives funds from the following sources:

- (1) Tax Revenue: Provides funds for personnel, computers, capital outlays, supplies and operating expenses for the Court.
- (2) Program Fees: Provides funds generated by case filings, court costs, fines, infraction judgments, support fees, user fees and investment interest.
- (3) Grants/Contracts: Awarded by the State of Indiana for Community Corrections, Supreme Court Grant, CARES Grant, Interpreter Grant, Title IV-D reimbursement; Drug Court Grant awarded by the US Dept. of Justice/Office of Justice Programs, JDAI, Family Court Project, Veterans Court Grant, Court Reform Grant, Mental Health Court Grant, Community Transition Program, Pretrial Pilot Project.

Tax Revenue for Courts:

COUNTY GENERAL	\$6,551,704
Juvenile LIT (formerly COIT)	\$1,385,768
Public Safety LIT	\$723,741

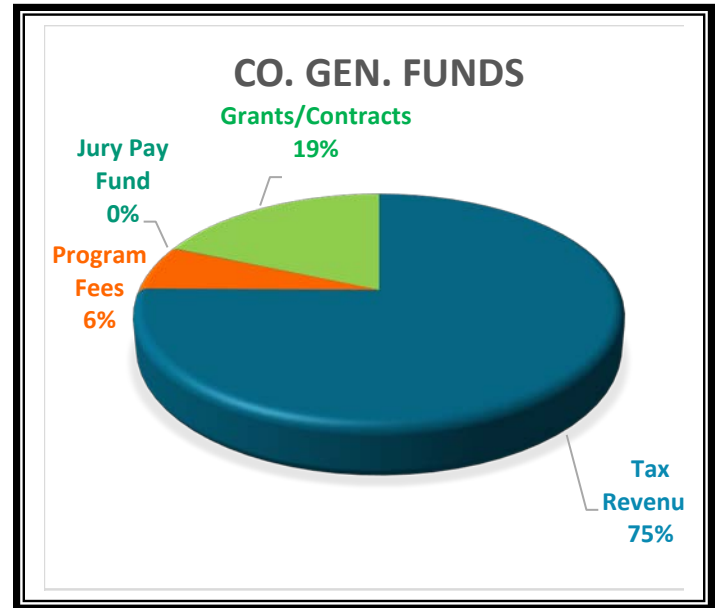
Program Fees:

Probation User Fees	\$720,025
---------------------	-----------

Grants/Contracts:

Federal/State Grants/Contracts	\$1,926,973
Title IV-D Court Reimbursement	\$196,983
State Interpreter Grant (Court)	\$7,988

<u>Jury Pay Fund</u>	\$6,159
-----------------------------	----------------



TOTAL **\$11,519,341**

As indicated on the pie graph, Monroe County provides the Court over half (75%) of their annual budget. Fees and grants make up the remaining portion (25%) of the budget. In 2022, the Monroe Circuit Court received total funding of \$11,519,341.

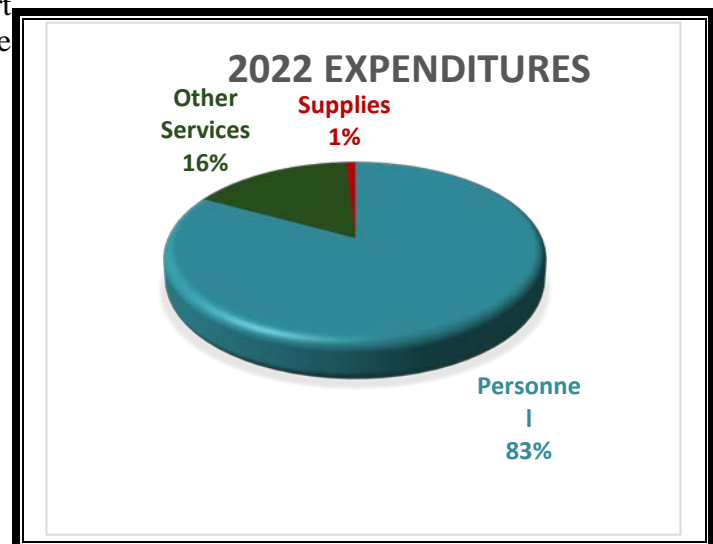
II. EXPENDITURES

Expenditures for 2022 by the Monroe Circuit Court totaled \$10,833,554. The pie graph below shows the percentage and types of expenses incurred.

2021 Monroe Circuit Court Expenditures

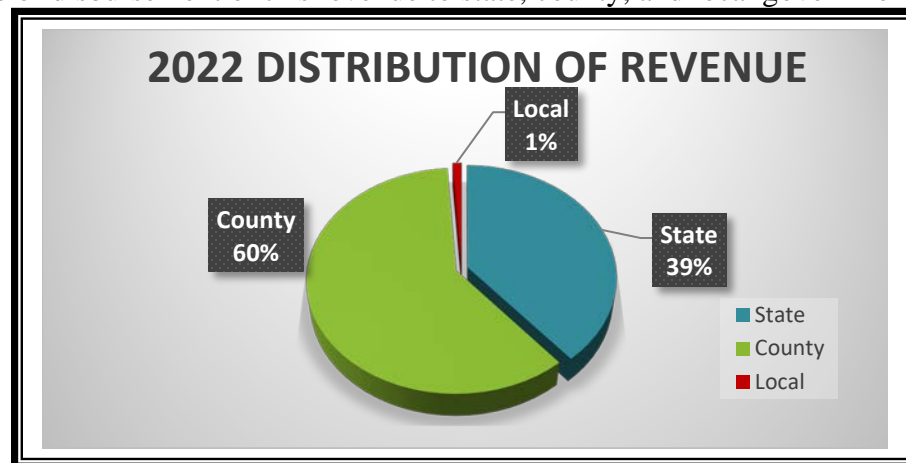
Personnel Services	\$8,987,261
Other Services and Charges	\$1,751,474
Supplies	\$94,819

TOTAL **\$10,833,554**



III. REVENUE

In 2022, the Monroe Circuit Court generated \$2,256,787 in total revenue. The revenue generated by the Monroe Circuit Court is disbursed to three government entities. The pie graph below shows the percentage of disbursement of this revenue to state, county, and local government.



STATE--Total Revenue: \$876,734

Sources: Court costs (filing fees, traffic/criminal court costs)
Fines & forfeitures (criminal cases)
Infraction judgment (traffic)
Overweight Vehicle Fees (infraction judgments)
User Fees (25% of drug abuse, prosecution, interdiction & correction fees;
25% of alcohol & drug countermeasures fees)
Automated Record Keeping Fee
Judicial Insurance Adjustment Fees
Child Abuse Prevention Fees (State Family Violence Victim Assistance Fund)
Domestic Violence Prevention Fees (State Family Violence Victim Asst. Fund)

COUNTY--Total Revenue: \$1,355,905

Sources: Court Costs (filing fees, traffic/criminal court costs)
Support Fees, Bond Administration Fees
Late Surrender Fees, Document Storage Fees

User Fees: SADS (Substance Abuse Division--First time minor offenses program fees:
Marijuana Eradication Program Fees)
Project Income--user fees for offender programs: Job Release, Road Crew,
House Arrest & Public Restitution
Pretrial Diversion User Fees (program fees for minor offenses)
County Drug Fee (felony & misdemeanor fines)
Law Enforcement Continuing Education (felony, misdemeanor & traffic fines)
Infraction Diversion Fees (traffic)
Adult Probation User Fees (program/treatment fees for adult offenders)
Juvenile Probation User Fees (program/treatment fees for juvenile offenders)
Supplemental Public Defender Fees (offender fees for legal representation)
Miscellaneous (jury fees, miscellaneous administrative fees)

LOCAL (Municipal)--Total Revenue: \$24,148

Sources: Court Costs (filing fees, traffic/criminal court costs)

SECURITY MANAGEMENT

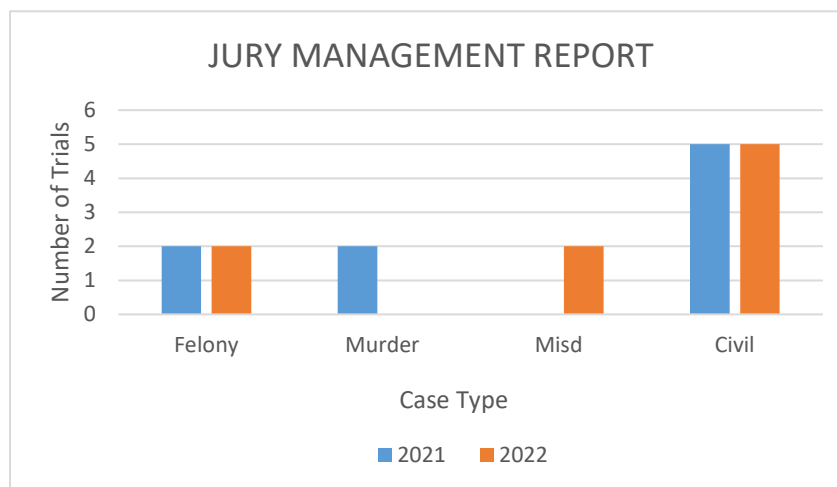
Violence in this country is on the rise and concomitantly, there have been recent tragic events involving the Judiciary within court facilities. Judges, bailiffs, witnesses, lawyers, parties, and the general public have been vulnerable to bombs, armed attack and hostage situations. Inadequate courtroom security or the absence of security has been identified as causative factors. By Order of the Court, all firearms, dangerous weapons, and destructive devices are prohibited from being in the Justice Building. To take preventive measures, the Office of Court Services employs bailiffs, who are trained in handling weapons, bombs, and serious threats, to be present in the courtrooms. In 1995, the County installed a magnetometer and X-ray machine at the entrance of the Justice Building. The implementation of this comprehensive security plan has insured the safety of litigants and other citizens conducting business in the Justice Building.

In 2022, the Monroe Circuit Court Bailiffs, in addition to their regular responsibilities of security, provided an enhanced level of security in 780 Protective Order Hearings, and 1 Non-Medical Incidents. Previous years, Bailiff's provide security to Juvenile Detention Hearings, but those have all gone to zoom hearings. They responded to 9 separate Medical Incidents experienced by members of the public at the Justice Building. The bailiffs also booked 123 offenders into the Monroe County Jail as the result of either a judicial remand of custody or the service of a warrant.

JURY MANAGEMENT

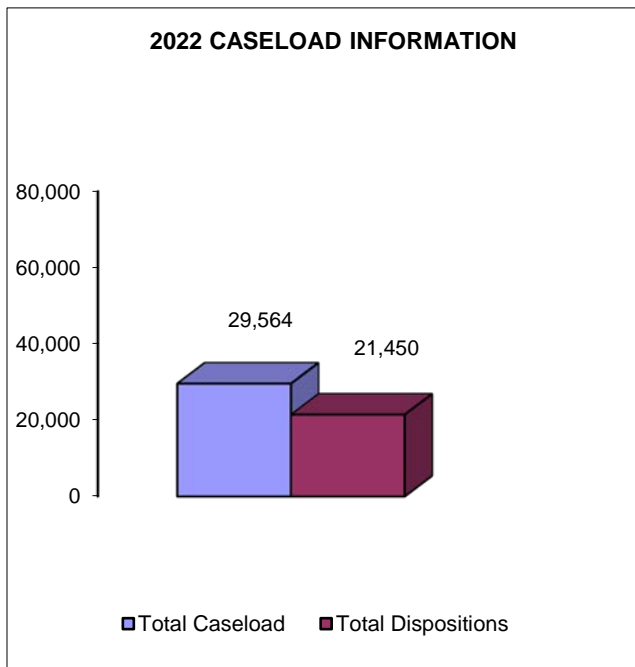
The goal of the Office of Court Services is to maximize efficiency while minimizing jury system costs and inconvenience to citizens summoned for jury duty. In 2022, prospective jurors' names are randomly selected from the Bureau of Motor Vehicles and Department of Revenue lists for Monroe County. The master list contained thirty-four hundred names and addresses. These citizens receive a juror summons for a one-month term of service. In 2022, a total of 240 citizens reported for jury duty; and 33 percent of these actually served on juries. By state law, a juror received \$15.00 per day for reporting for jury service and \$40.00 per day if sworn as a member of a jury. All receive \$.49 per mile to and from the Justice Building. Prospective jurors are called one time within their one-month term of service and if empaneled to serve on a jury, their service lasts around two or three days. In 2022, the average cost per trial was \$1183.13.

In 2022, there were 9 jury trials held in Monroe Circuit Court. Of these, 20% involved felony offenses, 0% involved Murder offenses, 20% involved misdemeanor cases and 60% involved civil cases.



CASE MANAGEMENT

The Office of Court Administration monitors case assignments to ensure the equity of caseload between judges and provides the judges with case management information in order to reduce case delay. Case statistics are provided to the State Court Administrator's Office quarterly and analyzed by the Office of Court Administration to determine case management trends and growth of judicial workload. With the assistance of an automated case tracking system, information is available for assisting the judges, court support staff and the public more efficiently.



In 2022, 29,564 cases were before the Monroe Circuit Court. These included previously pending cases, new filings, reopened cases and venued-in cases from other counties. Fifty-four percent (54%) or 16,099 of these cases were new and venued-in cases and the remaining were reopened and previously pending cases. Reopened cases are defined as cases redocketed for further action, such as proceedings supplemental to collect money judgments, petitions to modify child custody, support or visitation, and modifications of criminal sentences. The cases included criminal, civil, domestic, protective orders, small claims, juvenile, probate, mental health, ordinance violations and infractions. The nine courts disposed of 21,450 cases in 2022.

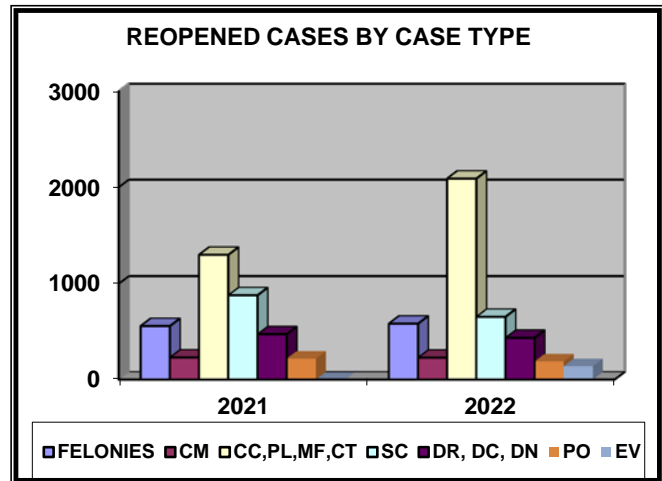
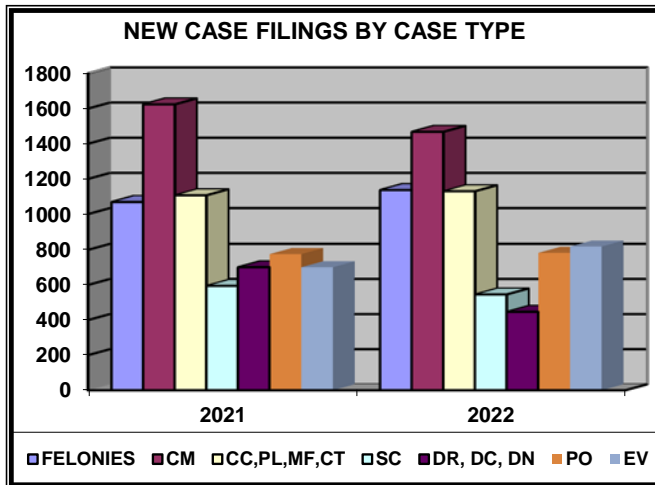
Infractions: The staff of the Clerk and Prosecutor's Office manages infraction cases. Most of the traffic cases settle prior to court. Diversion programs are established for first time offenders. If programs are violated, infraction cases are assigned to the judges. There were 558 previously pending cases and 4,163 new infraction cases filed in 2022. Approximately 2% were assigned to the judges.

Ordinance Violations: The City Attorney and staff of the Clerk's Office manage ordinance violation cases. Due to new collection procedures adopted by the City of Bloomington in 2012, the number of cases filed has declined significantly. There were 15 previously pending cases and 25 new ordinance violations filed in 2022.

Case Assignment per Court: Considering the number of cases pending, new filings, redocketed cases, infractions and ordinance violations filed with the Court, the average number of cases collectively assigned to the nine divisions for 2022 was 3,285.

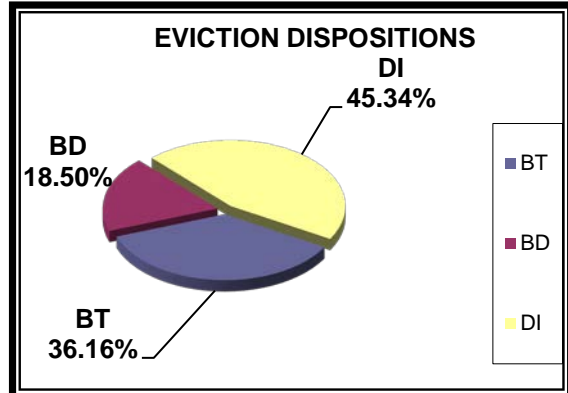
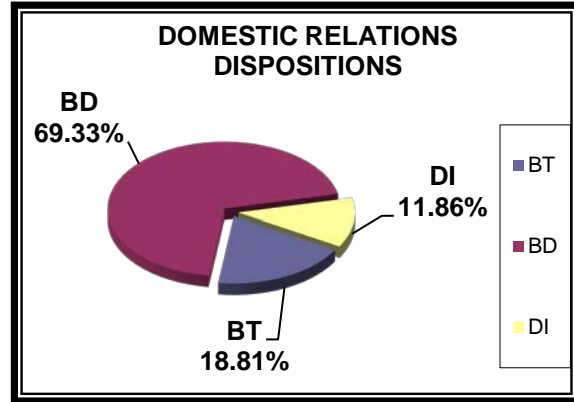
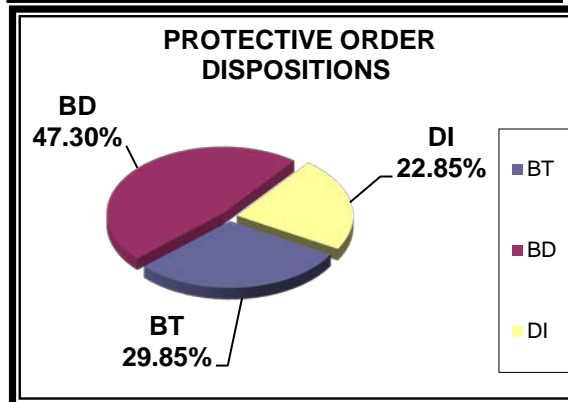
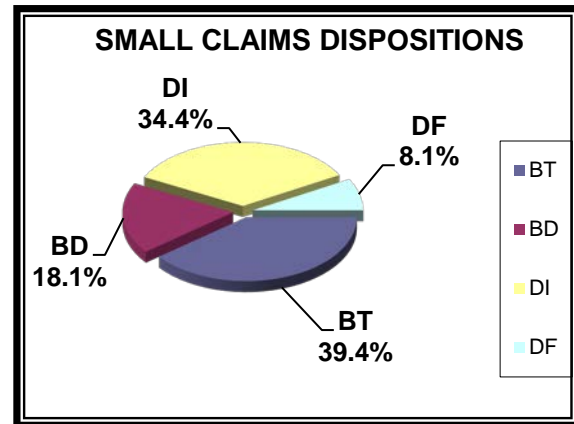
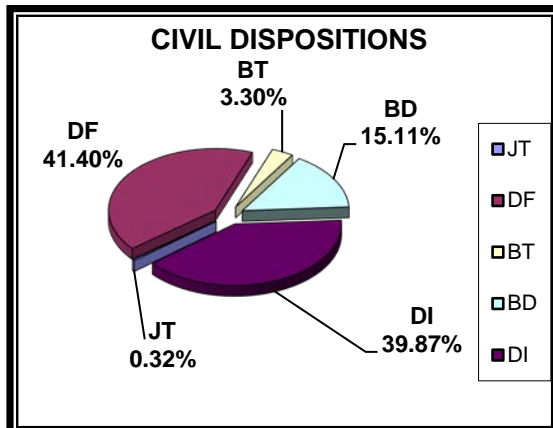
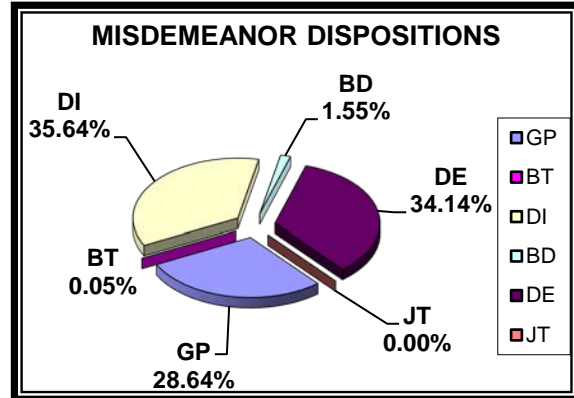
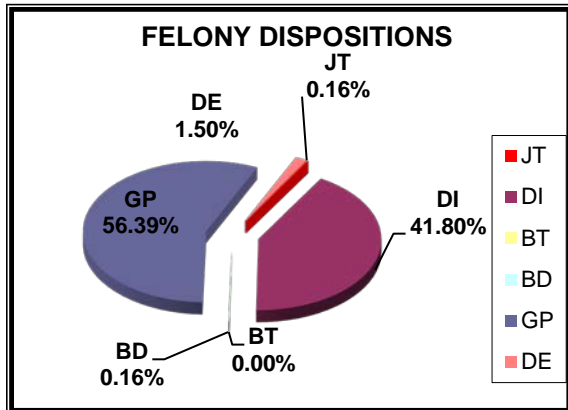
Case Filings and Dispositions: Criminal and Civil

During 2022, the Monroe Circuit Court consisted of nine divisions. Four divisions were randomly assigned criminal cases. Civil, Domestic Relations, Juvenile and Probate cases were randomly assigned to five other divisions. New filings increased slightly for Felonies, Protective Order, Evictions, and Civil cases but decreased across all other case types. Disposition rates for Criminal Misdemeanors, Small Claims, Evictions, Domestic Relations, and Protective Orders all slightly increased for 2022, while disposition rates for Felonies and Civil cases slightly decreased. This was the second year for the new Eviction case type.

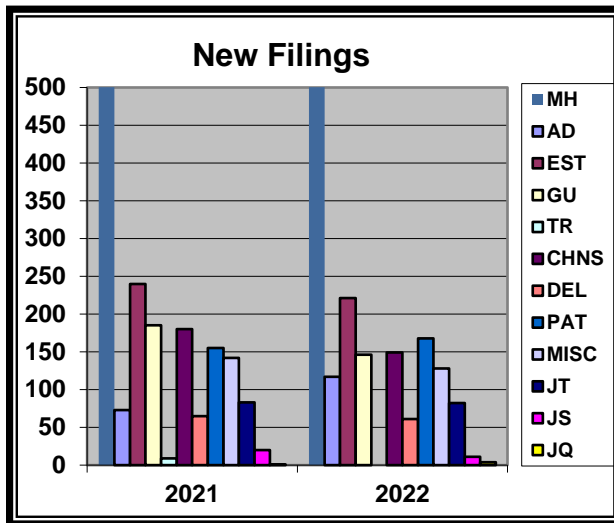


	NEW FILINGS		DECIDED CASES		DISPOSITION RATE Of New Filings + Redockets	
	(Excl. Transfers) 2021	2022	(Excl. Transfers) 2021	2022	2021	2022
FELONIES (A,B,C,D,MR, and Levels 1-6)	1,069	1,137	1,292	1,327	114%	111%
Redockets	558	538	652	467		
MISDEMEANORS (CM)	1,624	1,468	1,977	1,909	119%	126%
Redockets	230	228	284	523		
CIVIL (CP,PL,MF,CC,CT)	1,107	1,130	1,370	1,174	111%	101%
Redockets	1,301	2,089	1,260	1,490		
SMALL CLAIMS (SC)	595	546	489	524	93%	98%
Redockets	879	654	1,104	826		
EVICTIONS (EV)	701	819	536	760	78%	94%
Redockets	0	139	0	324		
DOMESTIC RELATIONS (DR, DC, DN)	472	447	460	489	99%	105%
Redockets	473	435	474	551		
PROTECTIVE ORDERS (PO)	776	783	743	814	97%	103%
Redockets	218	189	226	206		

Criminal, Civil, Small Claims, Evictions, Protective Orders, and Domestic Relations cases are decided by jury trial (JT), bench trial (BT), guilty plea (GP), deferral/diversion (DE), dismissal (DI), default (DF) or bench dispositions (BD). The following pie charts show how the new case filings were disposed in 2022.



Juvenile and Probate: Juvenile and Probate cases include civil commitments of mentally ill, the processing of estates and trusts, adoption of children, the establishment of paternity of children born out of wedlock, juvenile delinquency, and CHINS (Children in Need of Services). CHINS cases involve the abuse and neglect of children. All cases are disposed by bench trial, bench disposition or dismissal.



The two-year graph to the left shows Juvenile and Probate new filings in 2021 compared to new filings in 2022.

New filings for Juvenile Chins, Juvenile Delinquency, Juvenile Termination, Juvenile Miscellaneous, Guardianship, Trust, and Estate cases have decreased for 2022, while new filings have increased for all other case types. Redocketed cases have increased for Juvenile Paternity, Juvenile Termination, Juvenile Protective Orders and Juvenile Status. Redocketed cases decreased in 2022 for all other case types.

	NEW FILINGS (Excl. Transfers)		DECIDED CASES (Excl. Transfers)		DISPOSITION RATE Of New Filings + Redockets	
	2021	2022	2021	2022	2021	2022
MENTAL HEALTH	780	891	768	876	99%	98%
Redockets	3	3	10	16		
ADOPTIONS	73	117	74	105	101%	90%
Redockets	5	3	5	6		
ESTATES	240	221	26	217	87%	98%
Redockets	24	15	206	18		
GUARDIANSHIPS	185	146	164	166	97%	103%
Redockets	588	586	580	597		
TRUSTS	9	0	7	1	85%	100%
Redocket.s	4	0	4	0		
CHIN CASES	180	149	177	186	99%	116%
Redockets	122	104	128	150		
DELINQUENCIES	65	61	53	59	86%	97%
Redockets	18	12	24	5		
PATERNITY	155	168	202	186	110%	104%
Redockets	322	327	293	294		
MISCELLANEOUS	142	128	162	165	114%	128%
Redockets	3	3	3	0		
JUVENILE TERMINATION	83	82	96	104	115%	114%
Redockets	5	71	0	11		
JUVENILE STATUS	20	11	20	1	100%	139%
Redockets	0	2	1	1		
JUV. PROTECTIVE ORDER	1	4	1	4	100%	200%
Redockets	0	8	0	0		

MONROE COUNTY FAMILY COURT

Monroe County was selected in February, 2000 as one of three pilot counties for the Indiana Supreme Court's Family Court Project. The initial funding for Family Court was received under a two-year grant from the Indiana Supreme Court, Division of State Court Administration. The Monroe County Family Court has continued its services to families in the legal system beyond the pilot project phase. Family Court operated under the administration of Division IV of the Monroe Circuit Court in 2022.

The Monroe County Family Court has identified the following programming components as vital to the project:

I. Mediation: The Family Court Mediation Clinic was created in 2002 at the request of Judge Viola Taliaferro. In August, 2002, the Family Court Coordinator began collaborating with the Child Advocacy Clinic of the Indiana University School of Law, and the Community Conflict Resolution Project (CCRP) to develop a method of resolving custody, visitation, and related disputes that arise within the context of paternity cases. It was envisioned that law students and other participants could be trained to provide mediation services on a volunteer basis in the paternity court. Implementation of the project began in January, 2003. This highly successful program was greatly expanded in August, 2003 to include divorce cases involving child custody and parenting time issues. Families are eligible to participate in the mediation clinic if they are unable to afford private mediation services. The collaborators in the development of the Mediation Clinic believe that the children affected by these cases will best be served by providing a forum for parents to actively negotiate parenting arrangements that protect the child's best interests.

The Family Court Mediation Clinic now handles all types of disputes that may arise within the context of family law cases referred by the Court. Parties may also be referred to mediation for assistance with specific issues identified by the Court, such as completing a parenting time schedule, calculating child support, and developing co-parenting communication skills. Parties receive information and education to better understand the court process, the Indiana Parenting Time Guidelines, and the Child Support Rules and Guidelines. The Family Court Coordinator also receives referrals from the court to assist parties in providing more complete and accurate pleadings and information to the court in order to expedite their cases.

In March of 2005, the **Family Court Mediation Clinic** implemented the **Domestic Relations Alternative Dispute Resolution Fund Plan** of the Monroe Circuit Court. This plan operates under the provisions of Indiana Code 33-23-6-1 to -4. An additional twenty-dollar filing fee is collected from parties filing petitions for legal separation, paternity, or dissolution of marriage. The fee is deposited into the alternative dispute resolution (ADR) fund and is used to foster domestic relations ADR services for litigants who have the least ability to pay. Litigants receiving services covered by the fund make a modest co-payment for the services based upon the litigant's ability to pay.

The Family Court Coordinator conducts mediation for the Family Court Mediation Clinic throughout the year. During the academic year, mediation services are also provided in part by

IU Law students who have completed the domestic relations mediation training course and are registered mediators in Indiana. Students work under the training and supervision of Professor Amy Applegate (Director of the Children and Family Mediation Clinic at the IU School of Law) and Colleen McPhearson (Family Court Coordinator). Senior judges and private mediators may provide services under the ADR plan as well.

In 2022, 126 new referrals for services were received through this program: 113 families were assigned to the Family Court Coordinator, six families were assigned to the IU Law School Clinic, and seven families were assigned to a contractual mediator or parenting coordinator. By the end of 2022, more than three thousand families had been referred to the program since its inception.

II. Counsel in the Court (Pro Se Assistance): The District 10 Pro Bono Project began providing on- site services for self-represented parties at the Justice Building in 2010. The weekly walk-in clinic is known as “Counsel in the Court.” Funding to renovate and furnish the attorney conference rooms for this purpose was provided in part through the Family Court Project. The District 10 Pro Bono Project coordinates attorney volunteers who provide limited assistance to parties in completing forms and pleadings for family law case types. In 2022, District 10 reported 56 attorney-client conferences were conducted through this program.

III. Investigation Services: Judges making decisions regarding child custody and parenting time can receive the assistance of an experienced investigator who will gather the necessary information to help the judge make a well-informed decision regarding the child’s best interests. The Juvenile Division assists the Civil Division of the Court by conducting investigations in divorce and paternity to provide the Court with information regarding parents and their children. Examples of the information that could be included is information about the child’s school or living environment. In 2022, the probation department did not receive any new referrals for investigations in family law cases.

Collaboration with outside agencies:

District 10 Pro Bono Project

Address: P.O. Box 8382 Bloomington, IN 47407-8382

Phone: 812-339-3610 and (800) 570-1787

Contact Person: Diane Walker

Intake: phone intake 9 am to 4 pm, Monday through Friday.

Services Provided: Provides civil legal assistance to people who could not otherwise afford it. A variety of cases accepted including family law, housing, credit issues, and public benefits. **Cost:** free for income eligible

District 10 Pro Bono Project:

<http://www.in.gov/judiciary/probono/attorneys/provider/dist10.html>

IU Children and Family Mediation Clinic

Address: No Walk-ins, appointments arranged by phone

Phone: 812-855-9229

Contact Person: Wendy Myers

Clinical Professor: Professor Amy Applegate

Services Provided: mediation of divorce and some other family law matters

Cost: Reduced cost determined on incomes of each party

IU Children and Family Mediation Clinic:

<http://www.law.indiana.edu/students/clinic/family.shtm>

COURT SUPPORT PROGRAMS

CASA

The Monroe Circuit Court has contracted with Family Service Association of Monroe County to provide volunteer Court Appointed Special Advocates to represent the best interests of children involved in CHINS cases.

GUARDIAN AD LITEM

The child advocacy clinic of the IU School of Law, opened in the Spring of 1996 to train law students to represent the best interests of children as guardian ad litem in custody and visitation cases.

PSYCHOLOGICAL EVALUATIONS

The Center for Behavior Health, by order of the Court, performs psychiatric evaluations on defendants to determine mental sanity at the time of the alleged offense, the defendant's comprehension to stand trial and assist in own defense, the defendant's ability to comprehend punishment for the crime at the time of sentencing, the defendant's need for treatment prior to sentencing, or the defendant's mental/emotional status while incarcerated. The Center for Behavioral Health performs these services at no cost.

MEDIATION

Parties recognize that litigation can be a long, tedious and expensive process for resolving disputes. At any time during the case process, the court can order, or one or both of the parties can request, that the case be settled by mediation. Mediation is a negotiation facilitated by an acceptable, impartial and neutral third-party who works with the parties to reach a mutually agreeable settlement to the dispute. The Office of Court Services maintains a list of State certified civil and family mediators.

AMERICAN WITH DISABILITIES ACT

The ADA requires that the courts perform an assessment of their facilities, programs and services and eliminate both architectural and communication barriers that impede a disabled person's access to the use of a court facility. The courts must "reasonably accommodate" disabled individuals. The Office of Court Services, upon request, provides auxiliary aides to disabled individuals and will consider alternative methods of making court services and programs more accessible.

COURT APPENDIX

QCSR DIVISION 1

YTD Totals 2022

Judge Geoffrey J. Bradley

[illegible]

YTD Totals 2022

QCSR DIVISION 2

YTD Totals 2022

Judge Valeri Haughton

[illegible]

YTD Totals 2022

QCSR DIVISION 3

YTD Totals 2022

Judge Christine Talley-Haseman

Judge Christine Talley-Haseman	Murder																	Juvenile										Civil																							
	Criminal																	Juvenile										Civil																							
	1	2	3	4	5	6	7	8	9	10	11	12	13	14	15	16	17	18	19	20	21	22	23	24	25	26	27	28	29	30	31	32	33	34	35	36	37	38	39	40	41	42	43	44	45	46	47	48			
	MR	CF	FA	FB	FC	FD	F1	F2	F3	F4	F5	F6	PC	CM	MC	IF	OV	JC	JD	JS	JP	JM	JT	JQ	CP	PL	MF	CC	CT	SC	EV	DR	DC	DN	RS	MH	AD	ES	EU	EM	GU	GM	TR	PO	XP	TS	TP	MI	TOTAL		
	1038	155	359	218	211	125	679	269	232	195	149	92	351	39	17	1	2	176	91	17	146	8	124	28	121	121	24	16	148	12	12	185	259	39	37	21	49	50	44	9	93	126	28	25	128	21	32				
WCL Factors >	1038	155	359	218	211	125	679	269	232	195	149	92	351	39	17	1	2	176	91	17	146	8	124	28	121	121	24	16	148	12	12	185	259	39	37	21	49	50	44	9	93	126	28	25	128	21	32				
PART I: BEFORE COURT	MR	CF	FA	FB	FC	FD	F1	F2	F3	F4	F5	F6	PC	CM	MC	IF	OV	JC	JD	JS	JP	JM	JT	JQ	CP	PL	MF	CC	CT	SC	EV	DR	DC	DN	RS	MH	AD	ES	EU	EM	GU	GM	TR	PO	XP	TS	TP	MI			
A. Previously Pending		1	4	3	6	3	10	3	18	14	29	85	226	5	392	32	11																											32			5	879			
B. New Filings		1	X				7	4	6	15	45	202	2	514	515										X							X											122					1433			
C. Venued In																56																																56			
D. Transferred In		1										1	3			7	1	1																									2			3	19				
E. TOTAL CASES BEFORE COURT (add A through D)		3	4	3	6	3	10	10	22	20	44	131	431	7	913	604	12																										156				8	2387			
PART II: DISPOSED CASES	MR	CF	FA	FB	FC	FD	F1	F2	F3	F4	F5	F6	PC	CM	MC	IF	OV	JC	JD	JS	JP	JM	JT	JQ	CP	PL	MF	CC	CT	SC	EV	DR	DC	DN	RS	MH	AD	ES	EU	EM	GU	GM	TR	PO	XP	TS	TP	MI			
F. By Jury Trial												1						X	X	X	X	X	X	X						X		X	X	X	X	X	X	X	X	X	X	X	X	X	X	X	X	X		1	
G. By Bench Trial																																														X					
H. By Bench Disposition																519																												103			3	627			
I. Dismissed								3	1	6	27	98	2	176																																			313		
J. Default	X	X	X	X	X	X	X	X	X	X	X	X	X	X	X	X		X	X	X	X	X	X	X																						X	X				
K. Deferred/Diverted													1	188				X	X	X	X	X	X	X		X	X	X	X	X		X	X	X	X	X	X	X	X	X	X	X	X	X	X	X	X		189		
L. Guilty Plea/Admission	1			1					5	6	11	32	113	X	176			X	X	X	X	X	X	X		X	X	X	X	X		X	X	X	X	X	X	X	X	X	X	X	X	X	X	X	X		345		
M. Violations Bureau	X	X	X	X	X	X	X	X	X	X	X	X	X	X	X	X		X	X	X	X	X	X	X		X	X	X	X	X		X	X	X	X	X	X	X	X	X	X	X	X	X	X	X	X				
N. Closed	X	X	X	X	X	X	X	X	X	X	X	X	X	X	X	55	X	X	X	X	X	X	X	X																					X			55			
O. FTA/FTP	X	X	X	X	X	X	X	X	X	X	X	X	X	X	X	X		X	X	X	X	X	X	X		X	X	X	X	X		X	X	X	X	X	X	X	X	X	X	X	X	X	X	X					
P. Other																																																			
Q. TOTAL DISPOSED CASES (add F through P)	1			1				8	7	17	60	212	2	542	574																													103			3	1530			
R. Venued Out																																																			
S. Transferred Out											3	2	10		18	1																														1				35	
PART III: PENDING AT END OF	MR	CF	FA	FB	FC	FD	F1	F2	F3	F4	F5	F6	PC	CM	MC	IF	OV	JC	JD	JS	JP	JM	JT	JQ	CP	PL	MF	CC	CT	SC	EV	DR	DC	DN	RS	MH	AD	ES	EU	EM	GU	GM	TR	PO	XP	TS	TP	MI			
T. TOTAL (E minus Q minus R minus S)	2		4	2	6	3	10	10	14	13	24	69	209	5	353	29	12																												52			5	822		
PART IV: OTHER	MR	CF	FA	FB	FC	FD	F1	F2	F3	F4	F5	F6	PC	CM	MC	IF	OV	JC	JD	JS	JP	JM	JT	JQ	CP	PL	MF	CC	CT	SC	EV	DR	DC	DN	RS	MH	AD	ES	EU	EM	GU	GM	TR	PO	XP	TS	TP	MI			
U. Cases Heard By Rep Judge, as SJ, in Other Courts																																																			
V. Cases Heard By Other SJ in Reporting Court							1									1																																	2		
W. Cases w/ Self Represented Llitigants											3	4	1	5	11	2																														13			39		
X. Cases Referred to ADR																																																			
Y. Indigent Counsel Appointed																																																			
Z. Interpreter Services Used																																																			
AA. GAL/CASA Appointed																																																			
YTD Totals 2022	Court Business Records																	Pro Tem Days										2.29	Senior Judge Days										11.64	Commissioner Days/Week (Yrly avg)											

YTD Totals 2022

QCSR DIVISION 4

YTD Totals 2022
Judge Catherine A. Stafford

[illegible]

QCSR DIVISION 5

YTD Totals 2022

Judge Mary Ellen Diekhoff

[illegible]

QCSR DIVISION 6

YTD Totals 2022

Judge Holly M. Harvey

YTD Totals 2022	Criminal																	Juvenile										Civil																																								
	Judge Holly M. Harvey																																																																			
	1	2	3	4	5	6	7	8	9	10	11	12	13	14	15	16	17	18	19	20	21	22	23	24	25	26	27	28	29	30	31	32	33	34	35	36	37	38	39	40	41	42	43	44	45	46	47	48																				
	MR	CF	FA	FB	FC	FD	F1	F2	F3	F4	F5	F6	PC	CM	MC	IF	OV	JC	JD	JS	JP	JM	JT	JQ	CP	PL	MF	CC	CT	SC	EV	DR	DC	DN	RS	MH	AD	ES	EU	EM	GU	GM	TR	PO	XP	TS	TP	MI	TOTAL																			
	Murder	Criminal Felony	Class A Felony	Class B Felony	Class C Felony	Class D Felony	Level 1 Felony	Level 2 Felony	Level 3 Felony	Level 4 Felony	Level 5 Felony	Level 6 Felony	Post Conviction	Criminal Misdemeanor	Miscellaneous Criminal	Infractions	All Ordinance Violations	Juvenile CHNS	Juvenile Delinquency	Juvenile Status	Juvenile Paternity	Juvenile Miscellaneous	Juvenile Term of Parental Rights	Juvenile Protective Order	Civil Primary (pre 7/7/2021)	Civil Primary Civil Primary	Mortgage Foreclosure	Collection Cases	Civil Tort	Small Claims	Evictions	Domestic Relations	Domestic Rel - Children	Domestic Rel - No Children	Reciprocal Support	Mental Health	Adoptions	Estates	Estates Unsupervised	Estates Miscellaneous	Guardianships	Guardianship Miscellaneous	Trusts	Protective Orders	Exonement	Tax Sale	Verified Tax Petition	Miscellaneous																				
WCL Factors >	1038	155	359	218	211	125	679	269	232	195	149	92	351	39	17	1	2	176	91	17	146	8	124	28	121	121	24	16	148	12	12	185	259	39	37	21	49	50	44	9	93			126	28	25	128	21	32																			
PART I: BEFORE COURT	MR	CF	FA	FB	FC	FD	F1	F2	F3	F4	F5	F6	PC	CM	MC	IF	OV	JC	JD	JS	JP	JM	JT	JQ	CP	PL	MF	CC	CT	SC	EV	DR	DC	DN	RS	MH	AD	ES	EU	EM	GU	GM	TR	PO	XP	TS	TP	MI																				
A. Previously Pending																453		63			8	18	1	32	94	22	317	145	1	3	30			6		6			25			15				2	17	1258																				
B. New Filings		X														4160		76				43		X	65	46	470	89	4	6	X			2					14			1					66	5042																				
C. Venued In																																					1				1					6																						
D. Transferred In																		5				1				10	1	4	1	1		1					2					7				6	39																					
E. TOTAL CASES BEFORE COURT (add A through D)																4613		144			8	1	61	1	32	169	69	795	235	6	9	31			8		9			39			24			2	89	6345																				
PART II: DISPOSED CASES	MR	CF	FA	FB	FC	FD	F1	F2	F3	F4	F5	F6	PC	CM	MC	IF	OV	JC	JD	JS	JP	JM	JT	JQ	CP	PL	MF	CC	CT	SC	EV	DR	DC	DN	RS	MH	AD	ES	EU	EM	GU	GM	TR	PO	XP	TS	TP	MI																				
F. By Jury Trial																		X	X	X	X	X	X	X					2	X		X	X	X	X	X	X	X	X	X		X	X	X	X	X			2																			
G. By Bench Trial																		47				1	9			12		5	3			1									2					X		39	119																			
H. By Bench Disposition																		17					2			16	4	81	12		2			5		2				2		3					12	158																				
I. Dismissed																		28					31			24	11	160	61		3						1				9			4				4	1075																			
J. Default	X	X	X	X	X	X	X	X	X	X	X	X	X	X	X			X	X	X	X	X	X	X			15	8	279	3															X	X			305																			
K. Deferred/Diverted																		X	X	X	X	X	X	X		X	X	X	X	X		X	X	X	X	X	X	X	X	X	X	X	X	X	X	X	X		381																			
L. Guilty Plea/Admission														X												X	X	X	X	X			X	X	X	X	X	X	X	X	X	X	X	X	X	X		4																				
M. Violations Bureau	X	X	X	X	X	X	X	X	X	X	X	X	X	X	X			X	X	X	X	X	X	X		X	X	X	X	X		X	X	X	X	X	X	X	X	X	X	X	X	X	X	X	X	X		2002																		
N. Closed	X	X	X	X	X	X	X	X	X	X	X	X	X	X	X	X	X	X	X	X	X	X	X	X			X	X	X	X		X	X	X	X	X	X	X	X	X	X	X	X	X	X	X	X		8																			
O. FTA/FTP	X	X	X	X	X	X	X	X	X	X	X	X	X	X	X			X	X	X	X	X	X	X		X	X	X	X	X		X	X	X	X	X	X	X	X	X	X	X	X	X	X	X	X	X		565																		
P. Other																																																																				
Q. TOTAL DISPOSED CASES (add F through P)																		92				1	42			67	23	525	81		6			5		3				13			7				63	4619																				
R. Venued Out																																																	4																			
S. Transferred Out																		6					6			7		6	1			1									2		2					6	38																			
PART III: PENDING AT END OF	MR	CF	FA	FB	FC	FD	F1	F2	F3	F4	F5	F6	PC	CM	MC	IF	OV	JC	JD	JS	JP	JM	JT	JQ	CP	PL	MF	CC	CT	SC	EV	DR	DC	DN	RS	MH	AD	ES	EU	EM	GU	GM	TR	PO	XP	TS	TP	MI																				
T. TOTAL (E minus Q minus R minus S)																		46			8	13	1	32	95	46	261	152	6	3	30			3		6				24			15			2	20	1684																				
PART IV: OTHER	MR	CF	FA	FB	FC	FD	F1	F2	F3	F4	F5	F6	PC	CM	MC	IF	OV	JC	JD	JS	JP	JM	JT	JQ	CP	PL	MF	CC	CT	SC	EV	DR	DC	DN	RS	MH	AD	ES	EU	EM	GU	GM	TR	PO	XP	TS	TP	MI																				
U. Cases Heard By Rep Judge, as SJ, in Other Courts																		5				1	2			4	1																							13																		
V. Cases Heard By Other SJ in Reporting Court																																																																				
W. Cases w/ Self Represented Litigants																		73				36			2	61	46	560	38		5	1								14			3					46	1758																			
X. Cases Referred to ADR																										8		4	28																					40																		
Y. Indigent Counsel Appointed																																																																				
Z. Interpreter Services Used																																																																				
AA. GAL/CASA Appointed																																																																				
YTD Totals 2022																		Court Business Records					1	Pro Tem Days					1.25	Senior Judge Days					1.93	Commissioner Days/Week (Yrly avg)																																

Court Business Records

1

Pro Tem Days

1.25	Senior Judge Days
------	-------------------

		1.93
--	--	------

Commissioner Days/Week (Yrly avg)

QCSR DIVISION 7

YTD Totals 2022

Judge Stephen R. Galvin

[illegible]

YTD Totals 2022

QCSR DIVISION 8

YTD Totals 2022

Judge Kara E. Krothe

[illegible]

Court Business Records

2

Pro Tem Days	3.5
--------------	-----

Senior Judge Days

10

Commissioner Days/Week (Yrly avg)

QCSR DIVISION 9

YTD Totals 2022

Judge Darcie L. Fawcett

[illegible]

QCSR TOTAL COURTS

YTD Totals 2022

YTD Totals 2022																	Juvenile								Civil																												
	1	2	3	4	5	6	7	8	9	Criminal	10	11	12	13	14	15	16	17	18	19	20	21	22	23	24	25	26	27	28	29	30	31	32	33	34	35	36	37	38	39	40	41	42	43	44	45	46	47	48	49			
	MR	CF	FA	FB	FC	FD	F1	F2	F3	F4	F5	F6	PC	CM	MC	IF	OVOE	JC	JD	JS	JP	JM	JT	JQ	CP	PL	MF	CC	CT	SC	EV	DR	DC	DN	RS	MH	AD	ES	EU	EM	GU	GM	TR	PO	XP	TS	TP	MI	TOTAL				
	1038	155	359	218	211	125	679	269	232	195	149	92	351	39	17	1	2	176	91	17	146	8	124	28	121	121	24	16	148	12	12	185	269	39	37	21	49	50	44	9	93	128	28	25	128	21	32						
	MR	CF	FA	FB	FC	FD	F1	F2	F3	F4	F5	F6	PC	CM	MC	IF	OVOE	JC	JD	JS	JP	JM	JT	JQ	CP	PL	MF	CC	CT	SC	EV	DR	DC	DN	RS	MH	AD	ES	EU	EM	GU	GM	TR	PO	XP	TS	TP	MI					
A. Previously Pending	1		48	27	50	26	171	24	76	94	140	406	1105	29	1888	85	558	15	128	40	6	255	109	52	6	32	172	35	438	278	355	163	528	163	104	15	127	50	52	158	4	194	1	3	246	82	1	5	115		8678		
B. New Filings		X						21	23	39	63	205	784	8	1982	2060	4163	25	149	61	11	168	128	82	4	X	114	89	752	175	546	819	X	167	280	8	891	117	25	196	83	146	3	783	414	1	7	272		15866			
C. Venued In													2			203			1	2	3						5						1	2		1	1	1			2		8				1		233				
D. Transferred In	2	1			2	3	2	3	2	8	6	50		72	18	1	6		11		19	1	6				20	2	13	2	20	13	47	16	14	2		1	19		96	6			31		515						
E. TOTAL CASES BEFORE COURT (add A through D)	15	49	27	50	26	174	47	102	135	211	617	1939	39	3942	2364	4722	44	289	103	17	45	238	140	10	32	308	124	1208	455	921	995	575	347	400	23	1019	178	78	359	87	361	4	3	1133	502	2	12	419		25284			
PART II: DISPOSED CASES	MR	CF	FA	FB	FC	FD	F1	F2	F3	F4	F5	F6	PC	CM	MC	IF	OVOE	JC	JD	JS	JP	JM	JT	JQ	CP	PL	MF	CC	CT	SC	EV	DR	DC	DN	RS	MH	AD	ES	EU	EM	GU	GM	TR	PO	XP	TS	TP	MI					
F. By Jury Trial											2							X	X	X	X	X	X	X					4	X	X	X	X	X	X	X	X	X	X	X	X	X	X	X	X	X	X	X	X	X			6
G. By Bench Trial															1	3		56			8	24	14				19		12	10	205	256	5	38	49		69	4	4		116	2	243		X		137		1285				
H. By Bench Disposition		1											1	8	34	2054		72	11	1	148	42	31	8			26	6	128	28	94	131	16	122	201	13	34	30	2	180	83	16		385	395	1	8	106		4438			
I. Dismissed					1	2	4	17	15	20	98	373	5	784	2	742	12		61	44	15	30	99	59			45	22	238	118	179	321		23	35	1	14	6			3	1	29	1	X		186	2		27	3436		
J. Default	X	X	X	X	X	X	X	X	X	X	X	X	X	X	X	X		X	X	X	X	X	X	X			30	22	456	7	42	51													X	X			1		612		
K. Deferred/Diverted											3	16		751		381		X	X	X	X	X	X	X			X	X	X	X	X	X	X	X	X	X	X	X	X	X	X	X	X	X	X	X	X	X	X		1151		
L. Guilty Plea/Admission	3		1	2		2	1	12	32	56	143	463	X	630		5		X	X	X	X	X	X	X			X	X	X	X	X	X	X	X	X	X	X	X	X	X	X	X	X	X	X	X	X	X	X		1354		
M. Violations Bureau	X	X	X	X	X	X	X	X	X	X	X	X	X	X	X	X	2006		X	X	X	X	X	X			X	X	X	X	X	X	X	X	X	X	X	X	X	X	X	X	X	X	X	X	X	X	X	X		2006	
N. Closed	X	X	X	X	X	X	X	X	X	X	X	X	X	X	X	209	X	X	X	X	X	X	X	X				1	2	4		1	X	X	X	828		1	4	2	5		1	X					15	1073			
O. FTA/FTP	X	X	X	X	X	X	X	X	X	X	X	X	X	X	X	574		X	X	X	X	X	X	X			X	X	X	X	X	X	X	X	X	X	X	X	X	X	X	X	X	X	X	X	X	X	X		574		
P. Other																																																					
Q. TOTAL DISPOSED CASES (add F through P)	3	1	1	2	1	4	5	29	47	76	246	853	13	2200	2268	3708	29	189	59	16	186	165	104	8			2		4	1			1		2			1			1		13						27		379		
R. Venued Out																		11			13	1	6				15	2	10	2	19	12	6	11	14						9			80	5								
S. Transferred Out	1																																																				
T. TOTAL (E minus O minus R minus S)	11	48	24	48	27	170	47	76	86	127	366	1044	26	1682	92	1013	12	89	43	1	245	72	38	2			32	169	74	359	283	378	223	548	152	101	9	141	63	52	163	1	185	1	2	226	106	1	4	106		8746	
PART IV: OTHER	MR	CF	FA	FB	FC	FD	F1	F2	F3	F4	F5	F6	PC	CM	MC	IF	OVOE	JC	JD	JS	JP	JM	JT	JQ	CP	PL	MF	CC	CT	SC	EV	DR	DC	DN	RS	MH	AD	ES	EU	EM	GU	GM	TR	PO	XP	TS	TP	MI					
U. Cases Heard By Reg. Judge, as S.J. in Other Courts											2		1			1		5					1	2			7	1																		1				39			
V. Cases Heard By Other S.J. in Reporting Court							1						2	3	2						1									3	1	2	4	4										12					1		36		
W. Cases w/Pro Se Litigants		3				1		1	1	5	5	6	6	11	30	874		107			71	5	42			2	65	48	562	39	234	201	4	108	193	1	2	8	1	4	15	79	283	54		149		3229					
X. Cases Referred to ADR																		1		21						16	4	58	3	15	2	37	21					6	1			3		1				189					
Y. Indigent Counsel Apptd																																																					
Z. Interpreter Services Used																																																					
AA. GAL/CASA Appointed																																																					
YTD Totals 2022																		Court Business Records								Pro Tem Days																											
																										Senior Judge Days																											

**PROBATION
DEPARTMENT**

MONROE CIRCUIT COURT PROBATION DEPARTMENT

MISSION

The mission of the Monroe Circuit Court Probation Department is to promote a safer community by intervening in the lives of offenders, holding them accountable, and serving as a catalyst for positive change.



The Curry Building

214 West 7th Street, Suite 200
Bloomington, Indiana 47404
(812) 349-2645



Community Corrections Office

405 West 7th Street, Suite 2
Bloomington, Indiana 47404
(812) 349-2000

www.co.monroe.in.us/probation

CHIEF'S REPORT

By Linda Brady, Chief Probation Officer

The Monroe Circuit Court Probation Department (hereafter “Department”) will remember the year 2022 for adapting to unprecedented staff turnover in the wake of the COVID-19 pandemic. Despite the staffing challenges, the Department was deeply involved in research projects and implementing changes for the benefit of our clientele.

Adapting to living in a post-COVID 19 world has brought challenges to the Department and to our clients. In 2020, probation officers utilized more technology to monitor and supervise clients via phone, email, and video (Zoom, Skype, FaceTime etc.). The increased use of conducting “virtual appointments” with clients continued in 2021 and 2022 with such virtual appointments augmenting supervision but not replacing face-to-face contacts with clients.

The overall COVID-19 environment contributed to 2020 new-case numbers being lower than 2019’s numbers. Decreases occurred in nearly all statistical areas including drug tests conducted, breath-alcohol tests conducted, and user fees collected. These decreases continued into 2021 and 2022.

In 2022, a significant retirement occurred; longtime **Court Alcohol and Drug Program Director Susan Allen** retired in January 2022 after 37 of service with the Department. She was the Department’s expert on all matters related to substance use disorder treatment and substance education as well as Interstate Compact for Adult Offenders. Her replacement was hired in October 2021 so that there would be overlap in order for her to train the new Director. Anthony Williams, Court Alcohol and Drug Program Director in Marion County, IN, was hired to succeed Director Allen.

Another significant retirement occurred in 2022. The Adult probation officer (PO) assigned to the high-volume Administrative Caseload Marty Wood retired in June 2022 after 15 years of service. With this retirement, the high-volume Administrative Caseload was dissolved and the cases were reassigned to the four (4) low/administrative POs. This allowed for re-assignment of the high-volume Administrative Caseload PO to the Enhanced Supervision Unit (ESU) so that this unit’s growing caseloads could be reduced to more manageable workloads.

In addition to the planned retirements of Director Allen and Officer Wood, additional resignations had a significant impact on the Department in 2022. The year started with two (2) PO vacancies. In 2022, ten (10) probation officers, four (4) Community Corrections/Problem Solving Court Field Officers, two (2) Legal Secretaries, and four (4) probation officer assistants left employment with the Department. This was a very high rate of staff turnover, especially for probation officers. The unit hardest hit by turnover was the ESU; the ESU POs supervise sex offenders, offenders convicted of Domestic Violence (DV) offenses, offenders convicted of committing other serious violent offenses, and offenders suffering from serious mental illnesses who are not eligible for Mental Health Court. Because ESU POs supervise some of the most violent offenders under community supervision and offenders with the highest levels of treatment needs, the Department attempts to keep their caseloads smaller than other High/Moderate Adult Probation Caseloads. With the dissolution of the high-volume Administrative Caseload and reassignment of this PO position to the ESU, a total of five (5) PO positions were assigned to the ESU in 2022. However, with a high level of PO turnover, not all five (5) ESU PO positions were filled in 2022. Three (3) of the ESU POs left the Department for other employment opportunities in 2022. One of the ESU POs applied for a transfer to the Adult Intake Unit; this transfer was delayed until 20223 because that would have left only (1) ESU PO remaining with the unit. The hiring and onboarding processes took up an enormous amount of staff and financial resources in 2022. The year 2022 ended with three (3) ESU PO vacancies, two (2) additional adult PO vacancies, a Problem Solving Court Field Officer vacancy, a Community Corrections Field Officer vacancy, and a vacancy for Legal Secretary/Receptionist.

Since 2019, the Department has been involved in the **Reducing Revocations Challenge (RRC)** funded by Arnold Ventures and guided by the City University of New York Institute for State and Local Governance. Phase I of the project tasked ten jurisdictions across the country with determining prominent pathways that lead those experiencing community supervision toward revocation resulting in serving time in jail or prison. The focus of the project aims to use the knowledge gained to advance policy and practice solutions to reduce revocations and maximize community supervision success while protecting public safety.

Late in 2021, Monroe County and research partners at Indiana University and George Mason University were chosen as one of only five (5) sites from the RRC Phase I to continue with **Reducing Revocations Challenge (RRC) Phase II**. For **Phase II of the RRC**, the Monroe County researchers and Department received grant funding to implement the following three (3) strategies:

- (1) **Strategy 1: Increase fidelity to Motivational Interviewing (MI), Effective Practices in Community Supervision (EPICS), and Effective Case Planning.** In September 2022, national trainer Melanie Lowenkamp from Core Correctional Services provided two (2) weeks of EPICS training to probation officers. Experienced POs were given the option of completing online/self-paced EPICS training in 2022 through June 30, 2023. All POs in the Department participated in case planning training provided by The Carey Group in August 2022.
- (2) **Strategy 2: Revise Standard Conditions of Probation.** The *Conditions of Probation Committee* met in August 2022 to begin discussing revisions of the probation conditions. This part of the initiative was led by consultant Dr. Brian Lovins, Justice System Partners (JSP). Dr. Lovins continued to work with the committee and the judges through 2022 on this part of the project.
- (3) **Strategy 3: Increase the use of incentives and earned early termination from probation supervision.**

The Monroe County Juvenile Detention Alternatives Initiative (JDAI) continued work with the “*Race, Equity, and Inclusion Committee*” in 2022. The **Juvenile Division** participated in a **Racial Equity Impact Assessment (REIA)** through our JDAI. A Racial Equity Impact Assessment is an intentional and systematic look at how a proposed or existing policy will likely impact people of different racial and ethnic groups. Juvenile probation officers began using this process of inquiry to assess our juvenile probation rules/conditions with assistance from JDAI facilitators from the state. The target for implementing the revised juvenile probation rules/conditions is Summer 2023. The goal of this effort is to create a more equitable youth justice system and improve outcomes for all youth.

For the Equity Impact Assessment, the JDAI grant included funding to contract with consultant **Laura Furr** to help facilitate “listening sessions” with youth who have experienced juvenile probation as an individual or as a parent/guardian. The “listening sessions” started in 2021.

ADDITIONAL 2022 DEPARTMENTAL HIGHLIGHTS

- **Trust-Based Relational Intervention (TBRI) Consultations.** All POs in the Department continue to be trained in the use of TBRI. POs also continued to have the opportunity to participate in TBRI consultation sessions with consultant Amy Abell of Hope Alight throughout 2022.
- **Swearing-in Ceremony.** A swearing-in ceremony was held in April 2022 for all newly hired staff members.
- **Juvenile PO Sky Kilpatrick Achieves Trainer Certification.** Sky achieved state certification as a trainer in the Indiana Youth Assessment System (IYAS) in 2022.
- **New Fleet Vehicle.** The Department received a 2022 Ford Explorer in 2022 (#CC17).

- **Expansion of Local Services for Juveniles and Their Families.** The Department collaborated with the Youth Services Bureau (YSB) of Monroe County to request funding from the Monroe County Council to add new services and programs including:
 - (1) Youth Substance Abuse Services (including Seeking Safety Program)
 - (2) Truancy Program
 - (3) Functional Family Therapy
 - (4) Youth Advisory Council
 - (5) Parenting Program
 - (6) Expanded Restorative Justice Programming
 - (7) Flex Funding Program
 - (8) Access to Case Management Services for Community Youth/Families
 - (9) Quest Case Management System Expansion to YSB and Community Partners
 - (10) Increased Availability of Non-Residential Diagnostic Evaluations for Probation-involved Youth
- **JDAI Site Visit/Road Trip to Lucas County, Ohio (Toledo), June 22-23, 2022.** This site visit was recommended by JDAI consultants Center for Children's Law and Policy (CCLP) to help Monroe County Juvenile Justice System leaders learn more about restorative justice programs that have been shown to be effective for front-end diversion from the juvenile justice system.
- **State Fiscal Year (SFY) 2022-2023 Justice Partners Addictions Response Grant.** Indiana Supreme Court awarded \$60,000 grant to improve services and outcomes for inmates reentering the community from the Monroe County Jail. The grant funded a Recovery Coach (Centerstone employee) paid contractually via this grant.
- **2022 Supreme Court Grants:**
 - o **2022 Pretrial** - This annual grant was cut significantly due to so many counties applying for these funds. We requested \$183,390, received only \$92,038, a difference of - \$91,352. The 2022 grant funds the Pretrial PO's salary in full but limited fringe benefits to 30% of salary, about -\$7,000 less than Monroe County's fringe benefits cost. Grant funding for the Public Defender was cut from \$99,507 (salary & fringes) to \$15,000 (salary & fringes).
 - o **2022-2023 Drug Court:** Awarded \$8,000 for drug testing, client incentives, and staff/team training.
 - o **Veterans Court:** Awarded \$76,223 to fund salary/fringes of case manager/PO

GRAND TOTAL INDIANA SUPREME COURT GRANTS: \$176,261863.

- **FY 2022 – 2023 Juvenile Detention Alternatives Initiative (JDAI) Grant.** AWARD \$70,000.
- **FY 2022-2023 JDAI Bonus Grant.** The Indiana Department of Correction (IDOC) awarded our JDAI \$99,695 bonus grant dollars, the second time Monroe County's JDAI has received a bonus grant. The bonus grant pays for the following activities:
 - o Pilot partnership with Girls Inc. of Monroe County.
 - o Alliances to Disseminate Addiction and Prevention and Treatment (ADAPT).
 - o Continued partnership with Hope Alight (TBRI).
 - o Laura Furr Consulting (Authentic Youth and Family Engagement process/plan).
 - o Support for various community, youth, and family engagement opportunities.
 - o EMPACT Solutions (data visualization through TABLEAU software).
 - o Partnership with Monroe County Youth Services Bureau (Truancy Termination Program).
- **2022 Community Corrections Grant.** AWARD \$1,528,120. The IDOC awarded the Department a grant increase of \$172,340 from the IDOC 2021 award. A new Evidence Based Practices (EBP) Coordinator position was funded by the grant effective January 1, 2022. Adult Probation Officer Leah Baker was promoted to this new position, responsible for departmental EBP trainings, EBP coaching, and continuous quality improvement (CQI) practices.

2022 PROBATION DEPARTMENT MEDIA COVERAGE & PRESENTATIONS

- **Optional Fees In Juvenile Delinquency Cases.** Judge Stephen Galvin made a presentation at the January 25, 2022 County Council Work Session to explain his plans to eliminate optional juvenile delinquency fees. Judge Galvin's presentation recording is saved on CATS **HERE** <https://catstv.net/m.php?q=10734> Starts at the 42:08 mark.
- **Presentation to the Monroe County Commissioners.** Community Corrections programs are required to make a public presentation to the County Commissioners annually. Becca Streit made this year's presentation on February 9, 2022, saved on Cable Access TV (CATS) **HERE.** <https://catstv.net/m.php?q=10778>, Starting at the **59:27** mark of the meeting.
- **Plan To Expand Services For Juveniles & Their Families.** Presented by Judge Stephen Galvin, probation collaboration team, and Youth Services Bureau (YSB) leadership at the February 22, 2022 County Council Work Session. Recording saved **HERE:** <https://catstv.net/m.php?q=10848>. The presentation starts at the **1:07** mark. I
- **Juvenile Detention Alternatives Initiative (JDAI) Grant Presentation.** JDAI Coordinator Christine McAfee attended the Commissioners' June 29, 2022 meeting and gave a 10-minute presentation about our JDAI. **SAVED HERE** <https://catstv.net/m.php?q=11373>. Her presentation starts at the 21:40 mark of the meeting.
- **Monroe County Probation Mentioned in National Publication.** An article published July 21, 2022 by Arnold Ventures, [The Fraught and Expensive Cycle of Drug Testing](#), details how drug testing is one of the leading drivers of technical violations of community supervision. EXiT Steering Committee Member, Dr. Brian Lovins states, "Drug testing is probably the number one pathway back to incarceration" nevertheless, innovative solutions are emerging..
- **Herald Times (HT) Article: *Recidivism's revolving door crowds Monroe County jail and the criminal court docket (September 19, 2022).*** Criminal justice study reveals about half of the people booked into jail have been there before. The article mentions the Department's Reducing Revocations Challenge (RRC) Project. <https://www.heraldtimesonline.com/in-depth/news/local/2022/09/19/recidivism-contributes-to-crowding-at-monroe-county-jail/65413019007/>
- **Sustaining the EBDM Model: The Indiana Story.** Published October 2022 by the National Institute of Corrections. Linda Brady and Troy Hatfield are listed in the acknowledgements for their contributions to Indiana's Evidence Based Decision Making (EBDM) initiative. <https://info.nicic.gov/ebdm/node/111>
- **HT Editorial Column: *Research team working to find a new way to approach probation and reduce recidivism.*** Published November 27, 2022 about the Department's national research project. <https://www.heraldtimesonline.com/story/opinion/columns/2022/11/23/columnists-share-research-into-criminal-justice-in-monroe-county/69656783007/>
[Column: Research team working to find a new way to approach probation and reduce recidivism](#)
- **Indiana Daily Student (IDS Article: *Monroe County Youth Services Bureau sets out to reduce truancy, substance abuse.*** <https://www.idsnews.com/article/2022/03/monroe-county-youth-services-bureau-sets-out-to-reduce-truancy-substance-abuse>
- **HT Article: *Youth Services Bureau proposes new programs to combat truancy, youth substance abuse.*** <https://www.heraldtimesonline.com/story/news/local/2022/03/02/youth-services-bureau-plans-truancy-substance-abuse-programs/6974119001/>

DEPARTMENTAL EDUCATIONAL ACTIVITIES

- **Race, Equity, and Inclusion (REI) Community Engagement Book Club:** JDAI Coordinator Christine McAfee lead a book club for the Monroe County JDAI REI Committee in 2022.
- **Interrupting Racism for Children Workshop for Court Staff:** The JDAI grant funded this learning opportunity for Court staff.
- **Race, Equity, and Inclusion (REI) Book Library:** The JDAI grant funded a “giving library” (not lending) for REI materials, free to JDAI partners and the public. Some of the books purchased and distributed through this initiative include:
 - *The Color of Law: A Forgotten History of How Our Government Segregated America* (Richard Rothstein)
 - *Stamped From the Beginning: The Definitive History of Racist Ideas in America* (Ibram X Kendi)
 - *Blindspot: Hidden Biases of Good People* (Mahzaarin R Banaji)
 - *Biased: Uncovering the Hidden Prejudices That Shapes What We See, Think, and Do* (Jennifer Eberhardt, PhD)
 - *The New Jim Crow: Mass Incarceration in the Age of Colorblindness* (Michelle Alexander)
 - *How to be An Antiracist* (Ibram X Kendi)
 - *White Fragility: Why It's So Hard for White People to Talk About Racism* (Robin DiAngelo)
 - *My Grandmother's Hands - Racialized Trauma and the Pathway to mending Our Hears and Bodies* (Resmaa Menakem)
- **State-wide Pretrial Staff Orientation:** In October 2022, Pretrial Services Program Chelsea Walters served as a presenter at the state Pretrial Staff Orientation.

DEPARTMENT LEADERSHIP

National Association of Probation Executives (NAPE) – Chief Probation Officer Linda Brady was re-elected to serve on the Board of Directors representing the Central Region of the United States (2012 to present).

Indiana Corrections and Criminal Code Study Committee – Linda Brady was re-appointed as a member of this legislative committee. She has served as a member of this committee since 2014.

Monroe County Community Corrections Advisory Board – Linda Brady was re-elected to serve as vice-chair of the board (1999 to present).

Association of Women Executives in Corrections (AWEC) – Linda Brady has served as a member of this association since 2019.

Executives Transforming Probation and Parole (EXiT) - Linda Brady has served as a member and signatory of this association since 2019.

Stride Coalition – Linda Brady served on this county-wide committee.

Probation Officers Professional Association of Indiana (POPAI) – Troy Hatfield served as President of the state-wide association.

Justice Reinvestment Advisory Council (JRAC) – As POPAI President, Troy Hatfield served as a statutory appointment to the council meetings and sub-committees.

Indiana Pretrial Committee – Troy Hatfield served as an appointee of Indiana Supreme Court Chief Justice Loretta Rush on the state-wide, multidisciplinary Pretrial Committee. He also chaired the pretrial data sub-committee.

American Probation and Parole Association (APPA) – Troy Hatfield served on the Constitution and Bylaws Review Committee of this national association.

National Institute of Corrections (NIC) – Troy Hatfield served on the Pretrial Executives Network.

Community Corrections Advisory Council of Indiana Department of Correction – Becca Streit served on this statewide committee.

Indiana Coalition of Court Administered Alcohol and Drug Programs (ICCADS) –Anthony Williams served as President of ICCADS (2018 to present).

Court Alcohol and Drug Program Advisory Committee (CADPAC) –Anthony Williams served as a member of CADPAC and served on the CADPAC education sub-committee (2018 to present for both).

Indiana Association of Community Corrections Act Counties (IACCAC) – Christian Carlisle served as West Central District Chair, serving on the Executive Board.

Monroe County CARES Board – Problem Solving Court Director Steve Malone serves as President of the local CARES Board.

Problem Solving Court Education Committee – Steve Malone served on this state-wide committee.

Community Awareness Commission (SUDAC) - Steve Malone served on this local commission.

Monroe County Domestic Violence Coalition – Adult probation officers served on this committee.

Juvenile Detention Alternatives Initiative (JDAI) State Team – JDAI Coordinator Christine McAfee served on this state leadership team.

Indiana Collaborative Communication Committee – Juvenile Probation Director Jeff Hartman served on this state committee.

Monroe County Community School Corporation School Safety Committee - Jeff Hartman served on this committee.

Child Fatality Review Team and the Monroe County Child Protection Team – Probation officer Brittany Greiner represented the Department on these teams.

Monroe County Systems of Care – Probation officer Jada Faith represented the Department at these monthly meetings.

A NOTE ON THE 2022 ANNUAL REPORT

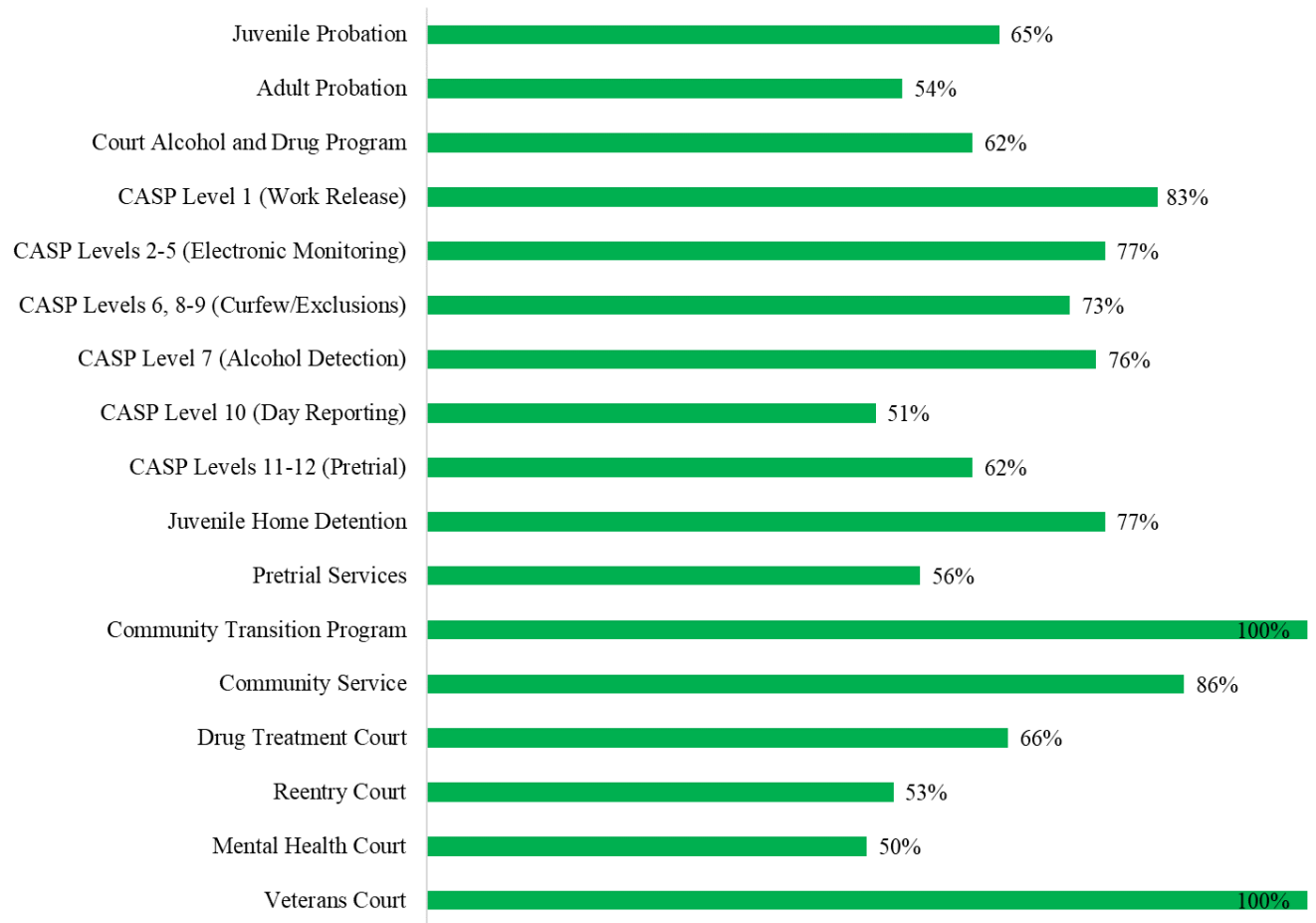
To better understand information in the tables contained in this report, the word “supervision” needs to be defined. A “supervision” is a community-based supervision requirement that an individual must fulfill as part of a court order. For example, one ‘supervision’ could be a term of probation and another ‘supervision’ could be a specified length of time on court-ordered home detention. One individual could be required to complete multiple ‘supervisions.’ These ‘supervisions’ could also be required in multiple cases where the individual could be convicted of multiple crimes. Thus, one individual could be referred to the Department in multiple cases and be required to complete multiple ‘supervisions’ in each of these cases. Though we will include the unique number of individuals referred to each program, for the 2022 report, we will mostly focus on the characteristics of the supervisions.

PROBATION DEPARTMENT EXECUTIVE SUMMARY 2022

- 2,080 - Individuals referred, supervised, monitored, and/or assessed
- 2,727 - Criminal and juvenile cases referred, supervised, monitored, and/or assessed
- 19 - Civil cases referred for investigation or drug testing
- \$1,937,676 - Grant monies obtained
- \$131,598 - Restitution collected on behalf of victims
- \$719,502 - User fees collected; 62.3% overall user fee collection rate
- 25% - Average positive rate for drug tests (4% increase from 2021's positive rate)
- 2,625 - Community service hours completed. At \$7.25 minimum wage, approximately \$19,031 worth of labor was provided by the Community Service Program to local not-for-profit and governmental agencies.

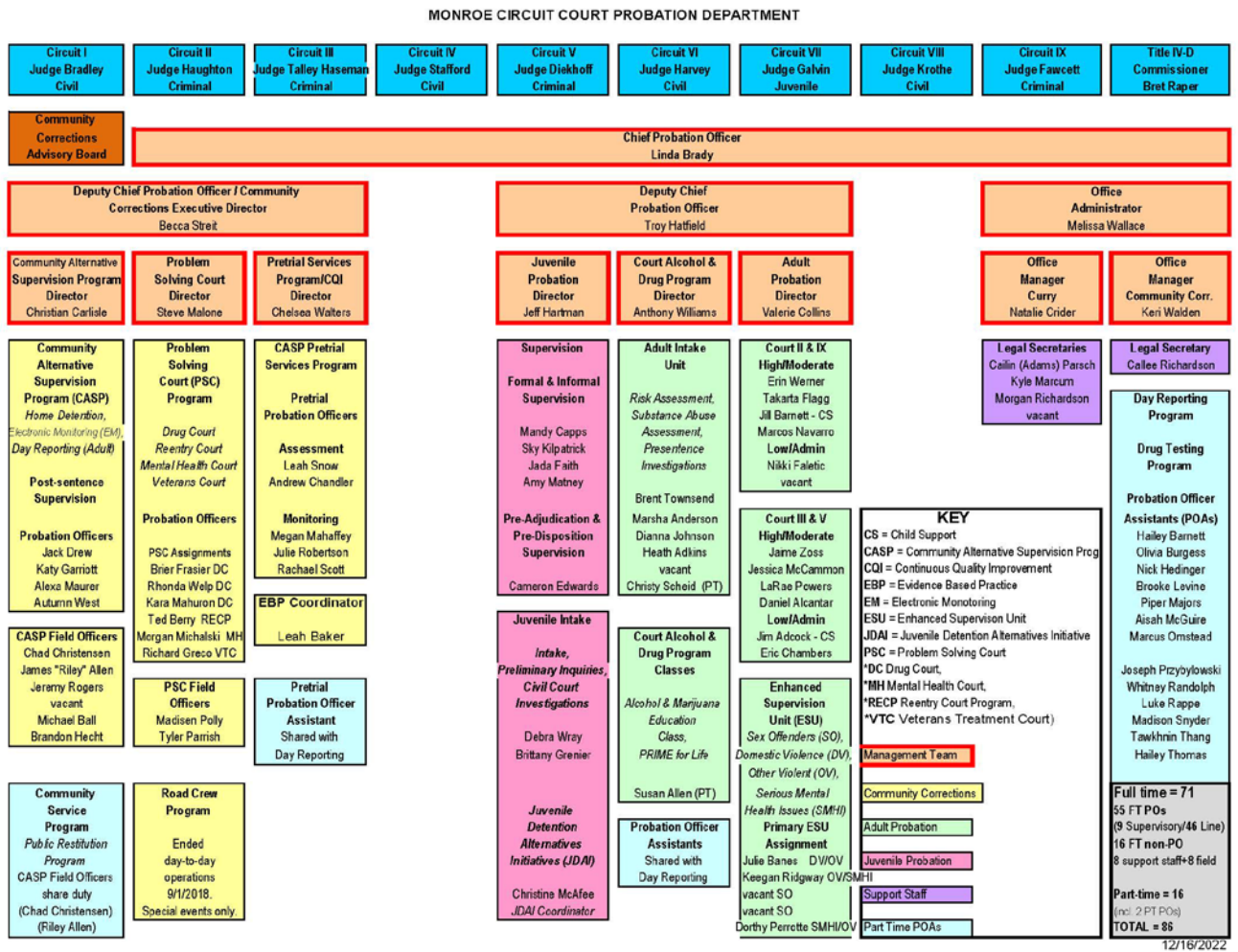
	Individuals	Supervisions / Referrals	Offenses	Supervisions / Referrals Closed	Successful Percentage
Juvenile Referrals	255	332	483	328	-
Juvenile Probation	40	40	50	57	65%
Adult Probation	971	1,008	1,098	1,029	54%
Court Alcohol and Drug Program	535	545	582	576	62%
CASP Level 1 (Work Release)	7	7	8	6	83%
CASP Levels 2-5 (Electronic Monitoring/Home Detention)	127	160	235	156	77%
CASP Levels 6, 8-9 (Curfew/Exclusion Monitoring)	30	48	82	33	73%
CASP Level 7 (Alcohol Detection)	75	109	137	82	76%
CASP Level 10 (Day Reporting)	237	387	494	395	51%
CASP Levels 11-12 (Pretrial Only)	826	1,231	2,170	1,075	62%
Juvenile Home Detention	24	37	50	35	77%
Community Transition Program	6	6	8	10	100%
Community Service	148	186	206	189	86%
Drug Treatment Court	21	42	83	62	66%
Reentry Court	10	14	18	19	53%
Mental Health Court	7	12	35	6	50%
Veterans Court	5	8	12	8	100%

DEPARTMENTAL PROGRAMS SUCCESS RATES*



*Successful completions pursuant to program rules.

ORGANIZATIONAL CHART



STAFFING, FUNDING SOURCES, AND BUDGETS

The Department is funded by various sources including property and income taxes, user fees, and grants. As of December 31, 2022, the Department employed 86 persons, 57 of whom were probation officers (46 full-time line probation officers, 2 part-time probation officers, and 9 supervisory/management-level probation officers). Of the 57 probation officer positions, there were five (5) vacant full-time line probation officer positions at the end of 2022. In 2022, ten (10) probation officers, four (4) Community Corrections Field Officers, two (2) support staff members, and four (4) probation officer assistants left employment with the Department. This was a very high rate of staff turnover, especially for probation officers.

2022 Staff Summary (includes vacant full-time positions):

- 1 Chief Probation Officer
- 2 Deputy Chief Probation Officers
- 6 Probation Directors/Supervisors
- 46 Line Probation Officers and 2 Part-time Probation Officers
- 8 Community Corrections Field Officers (Community Alternative Supervision Program, Problem Solving Court)
- 8 Support Staff
- 13 Part-time Probation Officer Assistants

TOTAL STAFF 86 employees (71 full time; includes vacancies)

FINANCIAL INFORMATION

VICTIM RESTITUTION COLLECTED

The Department assists the court in collecting victim restitution by enforcing restitution orders. When a court places a person under the Department's supervision, the person may be ordered to reimburse the victim for any loss incurred. Probation officers ensure that this money is paid by the probationers; however, restitution is collected by the Clerk's Office and is disbursed directly to the victim. The following table indicates the amount collected and disbursed in victim restitution.

	2018	2019	2020	2021	2022
TOTAL	\$98,835	\$143,538	\$153,345	\$170,713	\$131,598

PARENTAL REIMBURSEMENTS COLLECTED

The Juvenile Division enforces court orders for parental reimbursements for the cost of care provided to youth placed outside the home. This includes secure detention and other out-of-home placement costs. The total below indicates the total amount of parental reimbursements collected. For the past 5 years, the judge who oversees juvenile delinquency cases has ordered a decreasing amount of parental reimbursement due primarily to the parents' lack of ability to pay such reimbursements.

	2018	2019	2020	2021	2022
TOTAL	\$2,338	\$458	\$21	\$0	\$0

DEPARTMENTAL FUNDING PLAN

The Department works diligently to maintain staffing levels despite fluctuations and downturns in the user fee collections. For many years, user fee collection rates hovered near the 80% mark on average, in part due to defendants paying cash bonds and agreeing to use released bond money to make user fee payments. Since the 2008 recession in the United States, user fee collection rates have declined. The 2016 inception of the Monroe County Pretrial Program resulted in a reduction in the use of cash bonds, and in turn, user fee collection rates declined.

Due to the reduction in user fee collections, in 2018 the difficult decision was made to end the Road Crew Program as this program was funded solely from Community Corrections User Fees and could not be sustained. The Road Crew Program's last day of operation was August 11, 2018.

For the past several years, the Monroe County Council has increased tax-based funding for Probation Department operations in order to and reduce reliance on user fee funds for basic operations. Starting in 2018, the County Council transferred the expense of two (2) probation officer positions (salaries and fringe benefits) from user fee funds to tax-based funds. Additionally, the County Council transferred the expense of electronic monitoring and drug testing from user fee accounts to tax-based funds. This change in funding has helped to stabilize the user fee funds for the Department.

In 2021, Judge Stephen R. Galvin, the judge with jurisdiction over Juvenile Delinquency cases, in collaboration with the Probation Department leadership, analyzed the impact of optional fees for juvenile delinquency cases on justice-involved youth and their families. The result of this analysis was to recommend that all optional fees in juvenile delinquency cases be eliminated.

In January 2022, Judge Galvin began discussions with the Monroe County Council and the Board of Judges about optional fees in juvenile delinquency cases. Judge Galvin explained the following to local stakeholders:

Juveniles and/or their families are commonly assessed fees in delinquency cases. Some fees are optional and some are required according to Indiana law.

With research on evidence-based practices, the harm that monetary sanctions can inflict on justice-involved youth and their families is being examined in many jurisdictions including Indiana. In late 2021, the Indiana Juvenile Justice Reform Task Force published its “Proposed Policy Recommendations” which included a recommendation to eliminate fees for juveniles participating in a program of informal adjustment. Indiana House Bill 1358 (2022) carries forth the recommendations of the Indiana Juvenile Justice Reform Task Force including the elimination of juvenile informal adjustment fees.

In January 2022, Judge Galvin advised the Monroe County Council that he planned to eliminate assessing the following optional fees in juvenile delinquency cases:

- Informal Adjustment Fees;
- Probation User Fees; and
- Community Corrections fees (electronic monitoring/home detention, drug testing fees, and Public Restitution fees).

On June 15, 2022, the Board of Judges approved a revised Fee Order that eliminated optional fees for juvenile probation services as noted below.

ELIMINATED:

- | | |
|--|-------|
| (1) Juvenile Probation Administrative Fee (Formal probation only) | \$100 |
| (2) Juvenile Initial Probation User Fee (Formal/one fee per juvenile cause number adjudicated) | \$50 |
| (3) Juvenile Monthly Probation User Fee (Formal) | \$25 |
| (4) Juvenile Monthly Probation User Fee (Informal) | \$15 |
| (5) Juveniles will not be assessed fees for probation or community corrections programs or services. | |

This revised Fee Order became effective immediately (June 15, 2022).

For 2022, the Department was awarded a large number of grants totaling **\$1,932,676**. The grant-award highlights include:

- **Department of Correction (DOC) Community Corrections Grant:** Continued grant funding to support community corrections, pretrial services, and problem solving courts. **TOTAL \$1,528,120.**
- **Juvenile Detention Alternative Initiative (JDAI) Grants State Fiscal Year (SFY) 2022-2023:** Awarded **\$15,000** to coordinate local JDAI efforts plus **\$55,000** to fund alternatives to detention (programming). **TOTAL= \$70,000.**
Coordination Funds (\$15,000) – \$3,000 meals for meetings; \$4,500 six (6) Quest licenses; \$6,060 travel expenses for community stakeholders to attend JDAI events/trainings; \$840 Tableau Software License; \$600 Office Supplies.
Programming Funds (\$55,000) –\$12,500 Engagement with Center for Children’s Law and Policy to continue to identify youth diversion opportunities; \$7,500 Engagement with Laura Furr Consulting to work toward creating opportunities for youth and family engagement; \$1,250 Step-Up Family Violence Intervention Program training; \$3,750 Community education event (Interrupting Racism for Children – Child Advocates); \$5,000 for training and alignment of Community Justice and Mediation programming to national standards; \$9,375 Continued support of Trust-Based Relational Intervention (TBRI) implementation; \$1,000 to support the City of Bloomington Commission on the Status of Child and Youth and the Commission on the Status of Black Males; \$3,000 Monroe County Childhood Conditions Summit – Accessibility Services; \$4,500 Care packages for youth and families; \$2,625 Incentives for youth and family engagement; \$4,500 Virtual work shop resource bags and Virtual Book Club support.
- **JDAI Performance Bonus Grant (SFY 2022–2023):** Awarded **\$99,695** in bonus funds due to our excellent progress with JDAI. Bonus grant funding included \$13,800 for a partnership with Girls, Inc to provide programming; \$3,150 for ADAPT partnership with Centerstone for programming; \$2,125 for TBRI implementation; \$9,050 for travel to Lucas County, Ohio to review diversion programming; \$50,000 for Laura Furr Consulting for youth and family engagement; \$9,000 for community engagement events; \$2,500 for prosocial mentoring opportunities; \$6,000 for Empact Solutions for data analysis assistance; and \$4,070 for Truancy Termination partnership with the Youth Services Bureau.
- **Veterans Court Grant:** Indiana Supreme Court awarded funds for the salary and fringe benefits of a probation officer **\$76,223** for the calendar year (CY) 2022.
- **Drug Court Grant (SFY 2022-2023):** Indiana Supreme Court awarded **\$8,000** for Problem Solving Court incentives, chemical tests, and participant transportation (bus passes).
- **Pretrial Grant:** Indiana Supreme Court awarded **\$92,038** for CY 2022. Funds Pretrial probation officer (PO) and \$15,000 toward the salary and fringe benefits of a Public Defender.
- **Monroe County CARES Grants:** **\$3,600** awarded for drug testing supplies to support the problem solving courts.
- **Justice Partners Addictions Response Grant (SFY 2022-2023):** Indiana Supreme Court awarded **\$60,000** grant to improve services and outcomes for inmates reentering the community from the Monroe County Jail. The grant funds a Recovery Coach who is a Centerstone employee, paid contractually via this grant.

The Indiana Department of Correction (IDOC) reimburses the Department for accepting inmates from prison onto early release through the Community Transition Program (CTP). This reimbursement is not a grant per se, rather reimbursement for supervising the former IDOC inmates upon their release from prison for a certain amount of time. In 2022, the IDOC reimbursed the Department a total of **\$16,400** for supervising former IDOC inmates placed on the CTP.

DEPARTMENTAL FUNDING SOURCES AND BUDGETS

The Department works diligently to find innovative funding opportunities to provide programs and services without having to dip into the strapped county tax-based funds.

The table and chart below outlines the Department's budgets and sources of funds. Each item reflects the amount of funding available during the 2022 fiscal year and may include unspent grant funds awarded in previous years. User fees not spent during budget year remain in the respective user fee account and do not revery to any other budget/account.

	Taxes (58%)	User Fees (14%)	Grants (28%)
County General Tax	\$2,571,078	-	-
Special Purpose Local Income Tax (Juvenile)	\$926,145	-	-
Public Safety Local Income Tax	\$474,640	-	-
Adult Probation User Fees	-	\$317,813	-
Juvenile Probation User Fees*	-	\$18,883	-
Problem Solving Court User Fees	-	\$50,507	-
Court Alcohol and Drug Program Fees	-	\$176,380	-
Community Corrections User Fees (Project Income)	-	\$380,557	-
County Offender Transportation	-	\$3,000	-
Community Corrections Grant	-	-	\$1,528,120
JDAI Coordination, Alternatives, and Performance Grants	-	-	\$169,695
Veterans Court Grant	-	-	\$76,223
Pretrial Project Grant	-	-	\$92,038
Indiana Supreme Court Grant	-	-	\$8,000
Justice Partners Grant	-	-	\$60,000
CARES Grant	-	-	\$3,600
TOTALS – \$6,856,679	\$3,971,863	\$947,140	\$1,937,676

* Effective June 15, 2022, Juvenile Probation User Fees and Juvenile Community Corrections Fees no longer assessed pursuant to revised Fee Order signed by Board of Judges.

PROGRAM AND USER FEES

The Department implemented a new fee collection policy in January 2019 in an effort to increase the rate of user fee collection. Probationers who pay their fees pursuant to their ability to pay an individualized fee payment plan are eligible to earn incentives such as travel permits, tickets for “fish bowl” drawings for gift cards, and prosocial time (on Home Detention). At year-end 2019, the Department’s user fee collection increased by 14% from year-end 2018.

In 2020, our main office was closed for more than two months due to the COVID-19 pandemic, which resulted in the closure of payments of fees to be collected in person. Despite this closure, the overall fees collected in 2020 were only down 13% from the levels collected in 2019.

In addition to paying probation officer (PO) salaries, user fees collected by the Department pay for many innovative rehabilitative programs that otherwise would not be possible from the limited county tax funds. A sample of public safety and rehabilitative programs funded through user fees includes:

- Barrier busters, such as bus passes for public transportation to aid clients in reducing barriers to successfully completing requirements of their supervision;
- Electronic monitoring equipment for home detention (radio frequency anklets, alcohol detection units, and GPS monitoring devices); and
- PRIME for Life substance abuse education classes and Alcohol and Marijuana Education classes.

Probation user fees also are used to pay for County expenses that would otherwise have to be paid from County tax-based funds, such as:

- Replacement of office equipment;
- General operating expenses such as postage and office supplies (NOTE: county tax-based funds are not a primary source of general operating expenses for the Department; such general operating expenses are supported primarily from grants and user fees); and
- Training: POs are required to have 12 hours of continuing education per year to remain certified.

USER FEE COLLECTIONS

The Department is responsible for collecting adult and juvenile probation user fees, problem solving court user fees, and Community Corrections program fees. The Monroe County Clerk collects Court Alcohol & Drug (A&D) Program fees, Alcohol and Marijuana Education School (AES) fees, PRIME for Life fees, Drug Court Fees (prior to a 2010 statute changing the fee to a Problem Solving Court fee), and Pretrial Diversion (PDP) Community Service Program fees.

In 2017, the total annual user fee collection of \$962,721 was the first time since 1999 that the Department’s user fee collections dipped below \$1 million. In 2022, user fee collections dropped from 2021 to a total of \$719,502 (nearly 3% decrease from 2021 fee collection). The table below indicates the amount of user fees collected.

	2018	2019	2020	2021	2022
Court A&D/AES/PRIME	\$168,815	\$206,424	\$153,835	\$118,002	\$141,556
Problem Solving Court	\$16,011	\$13,701	\$17,300	\$21,522	\$23,640
Adult Probation	\$239,955	\$282,200	\$240,510	\$221,218	\$189,862
Juvenile Probation	\$3,124	\$3,106	\$2,747	\$2,050	\$90
Community Corrections User Fees	\$349,891	\$385,903	\$361,457	\$376,838	\$364,354
TOTALS	\$777,796	\$891,334	\$775,849	\$739,630	\$719,502

USER FEE COLLECTION RATES

Despite efforts by the Department to collect all fees assessed by the court, some clients do not pay the user fees, program fees, and restitution as directed. In 2022, \$531,524 of various assessed fees were unpaid with most of the remaining fees ordered as a judgment against the client.

The following table represents collection rates for all cases that were closed in 2022 (includes only fees collected in the Department, does not include fees collected by the Monroe County Clerk). Of these closed cases, all assessments were totaled by account and all fees paid or waived were totaled by account to establish a collection rate for each individual account.

	2018	2019	2020	2021	2022
Adult Felony Administrative	54.5%	57.5%	69.6%	63.8%	68.3%
Adult Felony Initial and Monthly	47.8%	47.6%	59.9%	58.1%	56.4%
Adult Misdemeanor Administrative	81.5%	83.5%	88.3%	83.0%	79.3%
Adult Misdemeanor Initial and Monthly	75.8%	78.2%	78.8%	79.3%	77.7%
Juvenile Formal Administrative	27.3%	31.5%	22.7%	23.7%	28.1%
Juvenile Formal Initial and Monthly	33.5%	26.8%	19.7%	20.8%	24.7%
Juvenile Informal Monthly	39.7%	51.6%	42.1%	26.5%	20.8%
Problem Solving Court	80.0%	74.8%	76.1%	66.7%	84.8%
CASP Levels 2 & 3 (Old); 2-5 (New in 2016)	64.3%	52.4%	58.1%	62.5%	60.9%
CASP Level 4 (Old); 6 (New in 2016)	62.9%	64.6%	10.0%	11.8%	100%
CASP Level 5 (Old); 10 (New in 2016)	33.7%	35.3%	36.5%	41.1%	54.9%
CASP Level 7	54.3%	72.4%	59.1%	56.2%	47.6%
CASP Levels 8 & 9	10.5%	27.0%	15.4%	32.9%	37.7%
CASP Level 11	33.3%	41.1%	51.7%	46.5%	51.4%
CASP Enhancement	65.3%	53.8%	65.5%	70.1%	75.6%
CASP Initial	58.3%	63.6%	74.3%	68.9%	73.3%
Community Corrections Transfer	44.8%	62.5%	75.2%	70.6%	56.3%
Interstate Compact	100%	91.8%	100%	100%	86.7%
Intrastate Transfer Fees	62.8%	65.1%	60.9%	64.4%	59.2%
Community Service	76.8%	75.6%	78.1%	93.5%	79.6%
Drug Test (Regular Panel)	44.3%	45.4%	55.4%	53.6%	60.6%
Drug Test (Enhanced)	30.3%	30.5%	45.8%	60.5%	31.4%
Drug Test (Problem Solving Court Instant)	67.1%	64.3%	73.3%	52.9%	80.0%
Drug Test (Probation Instant)	16.3%	31.3%	15.4%	77.4%	29.9%
Drug Test (Problem Solving Court Saliva)	54.2%	51.3%	76.4%	54.2%	83.3%
Drug Test (Probation Saliva)	29.9%	28.2%	34.6%	23.6%	30.3%
OVERALL COLLECTION RATE	58.1%	54.3%	61.2%	60.4%	62.3%

JUVENILE DIVISION

The Juvenile Division of the Department is responsible for the investigation and supervision of juveniles referred to the Monroe Circuit Court. A juvenile is typically a youth under age eighteen at the time of the alleged offense.

Unlike the adult probation system where adult offenders are not generally introduced to the probation system until *after* a conviction, probation is the *starting* place for a juvenile's interaction with the juvenile justice system. All juvenile cases processed through the juvenile justice system begin with a written report, or referral. The Juvenile Division receives referrals from various sources, including law enforcement, parents, schools, businesses, and the public. Juveniles are referred to the Department for committing delinquent acts or status offenses. Delinquent acts are defined as acts that would be crimes if committed by an adult. Status offenses are acts of delinquency that are not crimes for adults, and include truancy, incorrigibility, curfew violation, and runaway.

After the Juvenile Division receives a new referral, a determination is made by the Prosecutor if legal action could be taken. For those referrals where legal action could be taken, the Juvenile Division completes a Preliminary Inquiry investigation into the delinquent act by formally interviewing the juvenile and parents/guardians/custodians. At the conclusion of this investigation, a Preliminary Inquiry report is filed with the Prosecutor which includes recommendations from the juvenile probation officer regarding how the referral should proceed. The recommendations could include a request to waive the case to adult court, request formal filing of a delinquency petition against the juvenile, informally adjust the case, refer the juvenile and/or family to another agency for services, or recommend to dismiss the case.

Supervision of a juvenile occurs if the juvenile's case is approved for an informal adjustment (also known as informal probation) or supervision can occur after a juvenile is found to be delinquent (guilty) by a court and placed on formal probation. Additionally, the Juvenile Division supervises juveniles who have been court-ordered to a placement facility in the best interest of the juvenile.

Cases are assigned, in part, based on where the juvenile attends school. This allows Juvenile Probation Officers (JPOs) to be in communication with school staff in a routine and timely manner while maintaining a balance in case assignments amongst officers.

The Juvenile Division ended 2022 with eight (8) full time juvenile line probation officer positions, and a probation supervisor. The probation officer line staff included:

- two (2) probation officers assigned to the Juvenile Intake unit;
- five (5) probation officers supervising a mixed caseload of formal and informal supervisions at all risk levels (per Indiana Youth Assessment System, IYAS); and
- one (1) probation officer who served as the Juvenile Detention Alternatives Initiative (JDAI) Coordinator.

At year-end 2022, there were 17 youth under the supervision of the Juvenile Division and another 13 youth under pre-adjudication supervision.

In 2014, the Juvenile Division became involved with the Juvenile Detention Alternatives Initiative (JDAI). This initiative was created by the Annie E. Casey Foundation and is a bipartisan movement for juvenile justice reinvestment. The initiative involves the reallocation of government resources away from mass incarceration and toward investment in youth, families, and communities. Goals of the JDAI include promoting positive youth development and enhancing public safety by eliminating unnecessary or inappropriate confinement. Though driven primarily by the Monroe Circuit Court and the Juvenile Division of the Department, JDAI is a community initiative that requires participation from resources in the community to be effective.

In 2022, the Juvenile Division was presented with many challenges and obstacles for implementation of previously identified goals. Due to the COVID-19 pandemic, the cancellation of in-person gatherings forced a reconsideration of professional development opportunities, initiatives, and other activities. Despite challenges related to the pandemic, momentum toward the commitment to ensuring JDAI core principles remained at the center of the local youth justice system.

In 2022, JDAI grant funds were also used for the Monroe County Sheriff's Department's Reserve unit. These officers volunteer their time to the Sheriff's Department and our community. In addition to their law-enforcement responsibilities, these officers focus on creating relationships and connections with those they come in contact with and the wider community. JDAI funds supported these efforts through the purchase of basketballs, footballs, coloring books, stickers, water bottles, etc. These items were 'stored' in the officer's automobile, providing convenient access and meaningful opportunities for connecting with local youth with whom they come in contact.

Early in the pandemic and local "lockdown," which included the court and probation offices closing for more than two months in 2020, the Juvenile Division began delivering "Care Packages for Kids." This JDAI project started as an easy and safe way to interact with probation-involved youth and their families. Monroe County and other Indiana JDAI jurisdictions received recognition in local and state-wide media for initiating these care packages as an innovative way to maintain contact with juveniles and their families. By the end of December 2020, five (5) rounds of care packages had been delivered to youth and families involved in the juvenile justice system and this continued with another four (4) rounds of care packages being delivered in 2021 and a total of 67 care packages were delivered in 2022. Care packages included fun items, snacks, microwaveable meals, hygiene items, school supplies, cold weather gear, and a note of encouragement.

JDAI Project Committees: (all committees meet quarterly)

- **Steering Committee** – Discusses progress of the entire JDAI project and the work of all JDAI committees.
- **Detention Alternatives and Admissions** – Committee was formerly Purpose of Detention and Alternatives to Detention Workgroup. The Alternatives and Admissions Committee monitors the use of the Detention Risk Assessment Instrument and Alternatives to Detention.
- **Data Workgroup** – Monitors statistics and provides information to the committees in order to make data-driven decisions.
- **Case Processing Workgroup** – Works toward greater efficiency in case processing to ensure justice is served in an efficient and just manner.
- **Race, Equity, and Inclusion (REI)** – Work is completed to advance equal opportunities for all and to improve outcomes for children, families, and the community. As part of REI, a REI data workgroup and a community engagement workgroup were formed. The REI data workgroup will work to identify areas of disproportionality while the REI community engagement workgroup will assist in identifying community values through community collaboration.

2022 JDAI Alternative Program Highlights:

- Anti-racism Trainings – More than 21 hours of training were provided to staff and community members on racial justice.
- REI Community Engagement Book Club – Twelve staff and community members meet regularly to discuss books on race and equity.
- Alliances to Disseminate Addiction Prevention and Treatment (ADAPT) – The local JDAI initiative joined a partnership with the Indiana University School of Medicine and Centerstone to develop and study the efficacy of substance abuse education through local mental health facilities.
- Center for Children’s Law and Policy (CCLP) – Collaboration to explore how our community can best support youth and families, and particularly youth and families of color, without relying on referrals to law enforcement and the juvenile justice system. This resulted in the submission of a comprehensive report in 2021 and the work continued in 2022.
- Lucas County, Ohio Site Visit – Local stakeholders traveled to this site to witness the transformative work in working with youth that include diversion and restorative justice efforts. In June 2022, a site visit/road trip to Lucas County, Ohio (Toledo) was conducted by Juvenile Probation staff, the Chief Probation Officer, community partners from the Community Justice and Mediation Center (CJAM), and a state JDAI strategist. This site visit was recommended by JDAI consultants Center for Children’s Law and Policy (CCLP) to help Monroe County Juvenile Justice System leaders learn more about restorative justice programs that have been shown to be effective for front-end diversion from the juvenile justice system.
- Trust-Based Relational Intervention (TBRI) – Provided training to leadership and staff regarding the impact of trauma on brain development and behavior.
- Race, Equity, and Inclusion (REI) Assessment of Juvenile Probation Conditions – Staff participated in the creation new language for probation conditions while viewing each condition through an REI lens for impact on various populations served. Work continues in 2023.
- Truancy Termination Partnership Program – Provided support to the Youth Services Bureau for incentives for youth and families who demonstrate progress in the program.
- Youth Engagement with Laura Furr – Efforts to create a pilot youth and family engagement workgroup moved forward. This workgroup is designed to allow for authentic engagement throughout youth justice reform efforts.
- City of Bloomington Commission on the Status of Children and Youth and Commission on the Status of Black Males – Provided support for one day event for middle and high school aged youth to focus on strengths and successes of Black and Latino local and national communities to inspire, support, and motivate youth.
- Monroe County Childhood Conditions Summit – Provided financial support to include accessibility services for the summit that includes closed captioning, American Sign Language interpretation, and other supportive options.

JUVENILES REFERRED

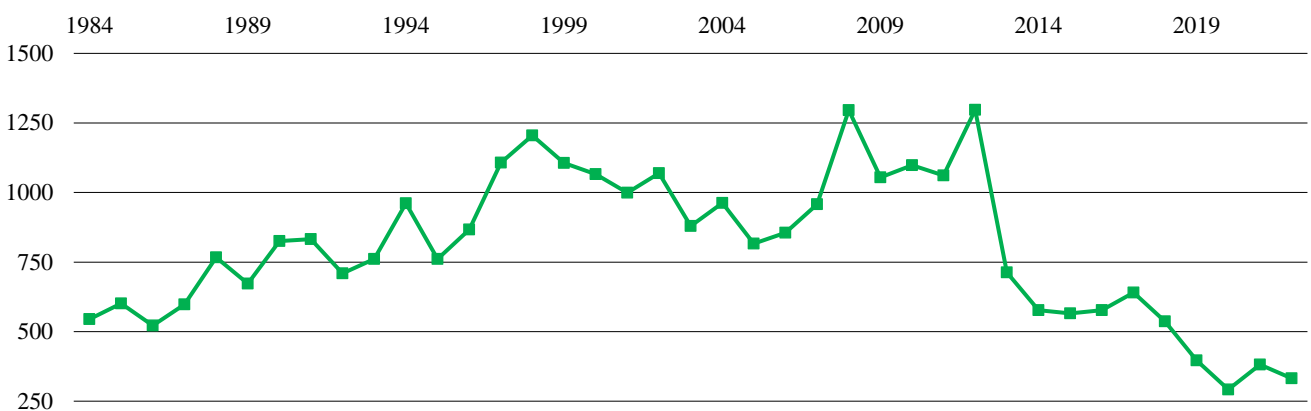
A referral is a written report received from various sources, including law enforcement, parents, schools, businesses, and the public. Juveniles are referred to the department for committing delinquent acts or status offenses when they are under the age of 18 at the time of the alleged offense. Delinquent acts are defined as acts that would be crimes if committed by an adult. Status offenses are acts of delinquency that are not crimes for adults, and include truancy, incorrigibility, curfew violation, and runaway.

The table below shows the number of individual juveniles for which the Department received a referral. If a juvenile was referred more than once or in more than one case, the juvenile is categorized by the highest level (most serious) referred offense. The table below indicates the total number of referrals received during the year; 255 individual juveniles were referred for 332 referrals (delinquent acts and/or status offenses).

	INDIVIDUALS REFERRED					NUMBER OF REFERRALS				
	2018	2019	2020	2021	2022	2018	2019	2020	2021	2022
Delinquency	203	171	129	161	165	316	242	164	206	223
Status	168	127	103	138	90	221	154	128	176	109
TOTAL	371	298	232	299	255	537	396	292	382	332

The Department began publishing Juvenile referral statistics in 1984. That year, there were 545 referrals. Over the years, referral numbers trended upward, reaching the highest number of referrals in 2012 with 1,297 referrals. The next year, referral numbers dramatically reduced to 713 for 2013 (a 29% decrease). After peaking in 2012, referral numbers have declined gradually and reduced by more than one-half in 2014. The 292 referrals received in 2020 is the all-time lowest number of referrals received since the Department began tracking these numbers. The COVID-19 pandemic may account for low referral numbers in 2020, continuing with low referral numbers in 2021 and 2022.

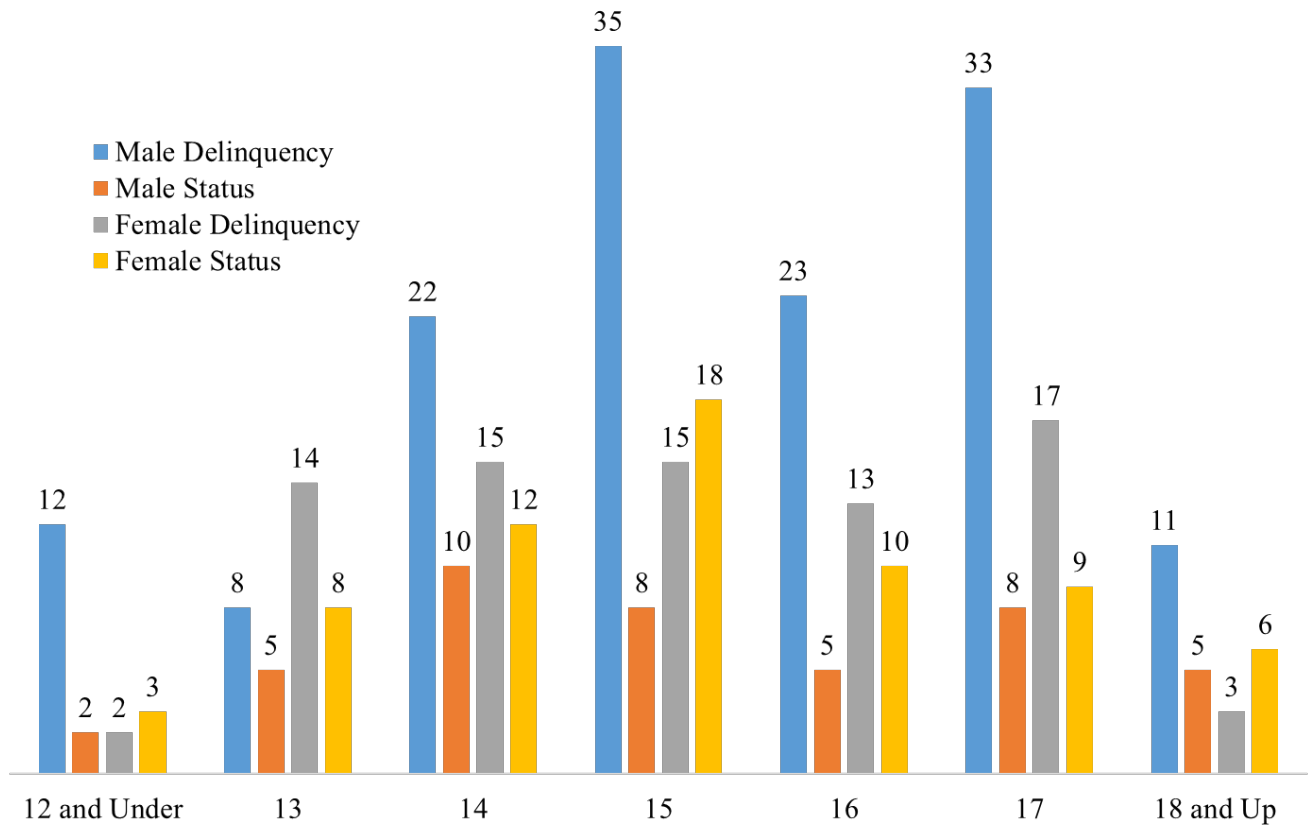
JUVENILE REFERRALS RECEIVED, 1984-2022



	1984	1985	1986	1987	1988	1989	1990	1991	1992	1993	1994	1995	1996
Referrals	545	601	522	598	767	672	825	832	709	761	961	761	867
	1997	1998	1999	2000	2001	2002	2003	2004	2005	2006	2007	2008	2009
Referrals	1,107	1,205	1,106	1,066	999	1,069	880	962	816	855	958	1,296	1,054
	2010	2011	2012	2013	2014	2015	2016	2017	2018	2019	2020	2021	2022
Referrals	1,098	1,061	1,297	713	577	565	577	640	537	396	292	382	332

JUVENILE REFERRALS RECEIVED BY AGE AND SEX

The chart below indicates the total number of referrals received during the year broken down by age, sex, and case type.

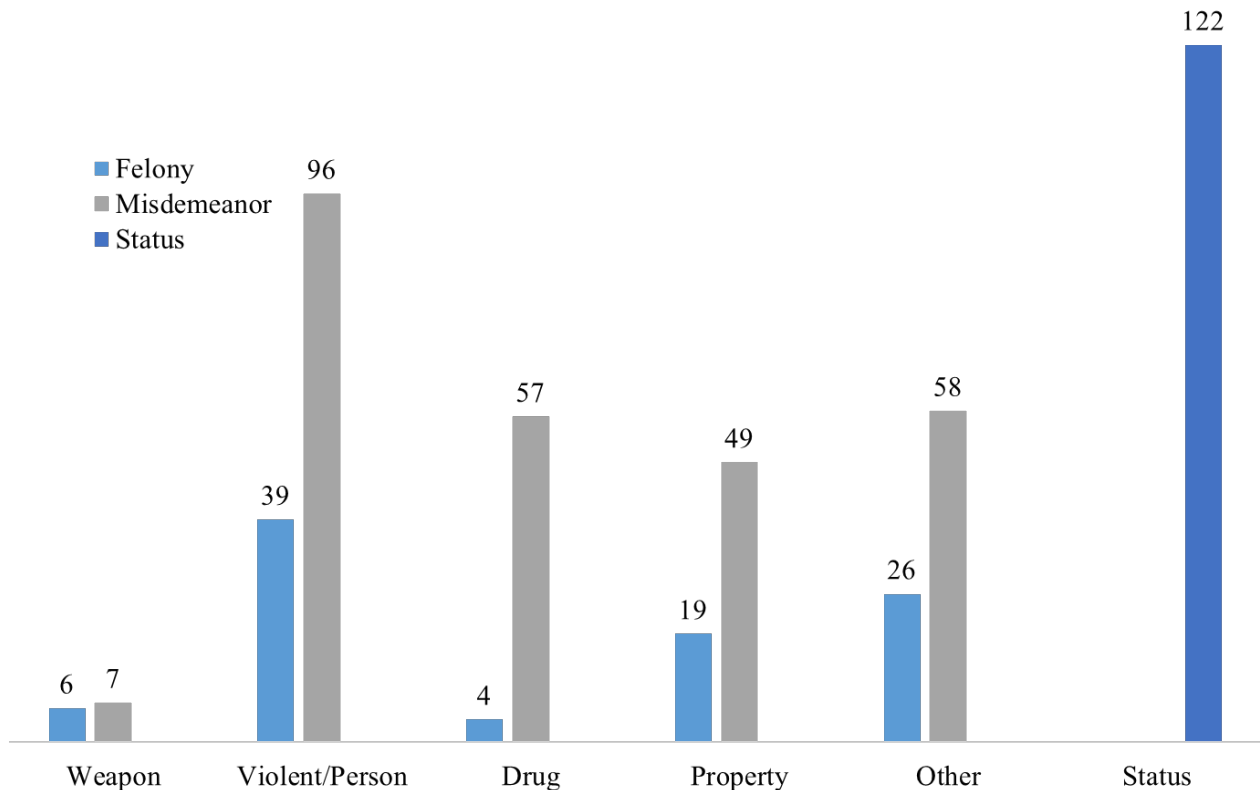


OFFENSE TYPES FOR JUVENILE REFERRALS RECEIVED

Some juveniles are referred for more than one offense at the time the referral was made to the Juvenile Division. The table and chart below illustrate the types of offenses for which a juvenile was referred. A full list of the offenses can be found in the appendix.

	2018	2019	2020	2021	2022
Weapon	5	11	9	10	13
Violent/Person	154	111	106	93	135
Drug	89	57	49	80	61
Property	148	84	47	101	68
Other	78	92	42	102	84
Status	258	167	137	188	122
TOTAL	732	522	390	574	483

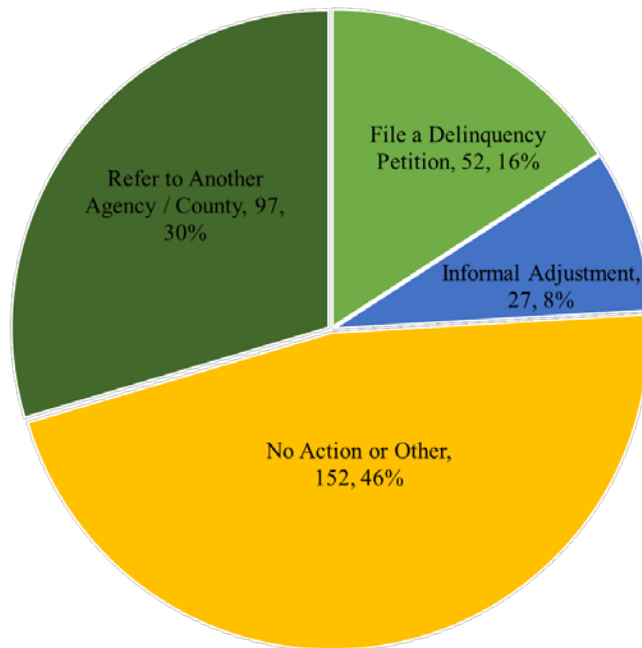
DELINQUENCY AND STATUS OFFENSE TYPES FOR JUVENILE REFERRALS RECEIVED



DISPOSITION OF JUVENILE REFERRALS RECEIVED AND PRELIMINARY INQUIRIES

Of the 332 referrals received in 2022, some will be carried over into the next year (4 referrals) depending on when the referral was received. Referrals can be disposed in a number of ways; some are disposed prior to action from the Juvenile Division at the discretion of the Prosecutor, some are disposed after the completion of a Preliminary Inquiry investigation. The chart below shows how the remaining 328 referrals received in 2022 were disposed.

JUVENILE REFERRALS DISPOSED



PRELIMINARY INQUIRIES COMPLETED

	2018	2020	2020	2021	2022
Preliminary Inquiries	298	214	134	195	179

JUVENILE INTAKE TEAM

The Juvenile Division Intake Team is comprised of juvenile probation officers who meet weekly to review the investigative reports completed on each new referral received and discuss recommendations. The purpose of this review is to address questions or concerns about cases and to ensure consistent application of the risk assessment instrument occurs. The Intake Team review process assists and supports juvenile probation officers as they strive to utilize evidence-based, cost effective, and individualized responses to address delinquent behavior. The chart below shows the number of cases reviewed by the Intake Team.

	2018	2019	2020	2021	2022
Cases Reviewed	240	214	114	160	135

JUVENILES RECEIVED FOR SUPERVISION

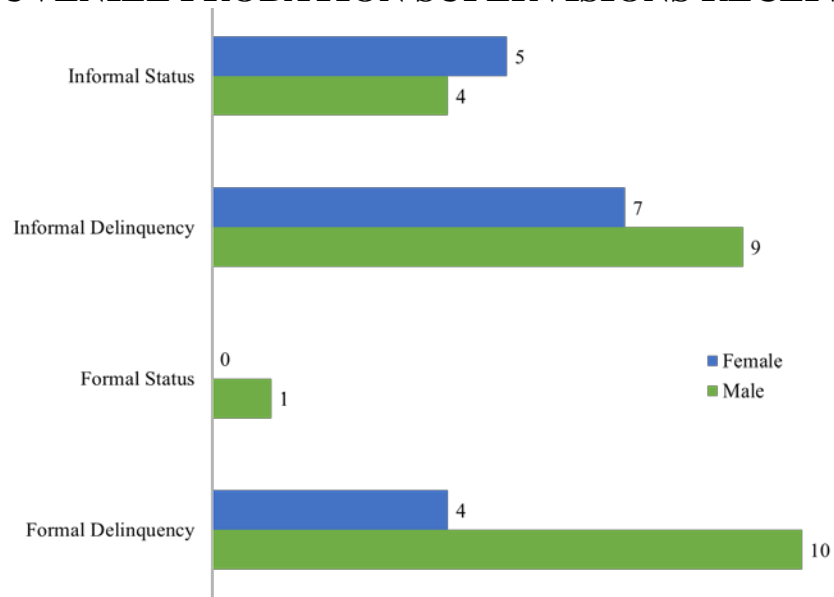
The chart below shows the number of individual juveniles placed on formal and informal probation supervision in 2022. If a juvenile was placed on probation more than once or in more than one case, the juvenile is categorized by the highest level of supervision and highest level (most serious) of delinquent offense. Juveniles may be placed under probation supervision multiple times or in multiple cases.

	INDIVIDUALS RECEIVED					SUPERVISIONS RECEIVED				
	2018	2019	2020	2021	2022	2018	2019	2020	2021	2022
Formal Delinquency	28	28	15	23	14	30	28	19	25	14
Formal Status	6	2	3	1	1	6	2	3	1	1
Informal Delinquency	17	20	22	21	16	17	24	22	21	16
Informal Status	13	20	15	19	9	13	20	15	19	9
TOTAL	64	74	55	64	40	66	74	59	66	40

2022 JUVENILE PROBATION SUPERVISIONS RECEIVED BY AGE AND SEX

	Male				Female				TOTAL
	Formal		Informal		Formal		Informal		
	Delinq.	Status	Delinq.	Status	Delinq.	Status	Delinq.	Status	
12 and Under	0	0	0	0	0	0	2	1	3
13	0	0	0	1	0	0	2	0	3
14	0	0	1	1	0	0	1	1	4
15	3	1	6	0	1	0	2	1	14
16	2	0	1	1	2	0	0	2	8
17	2	0	1	1	1	0	0	0	5
18 and Up	3	0	0	0	0	0	0	0	3
TOTAL	10	1	9	4	4	0	7	5	40

2022 JUVENILE PROBATION SUPERVISIONS RECEIVED BY SEX

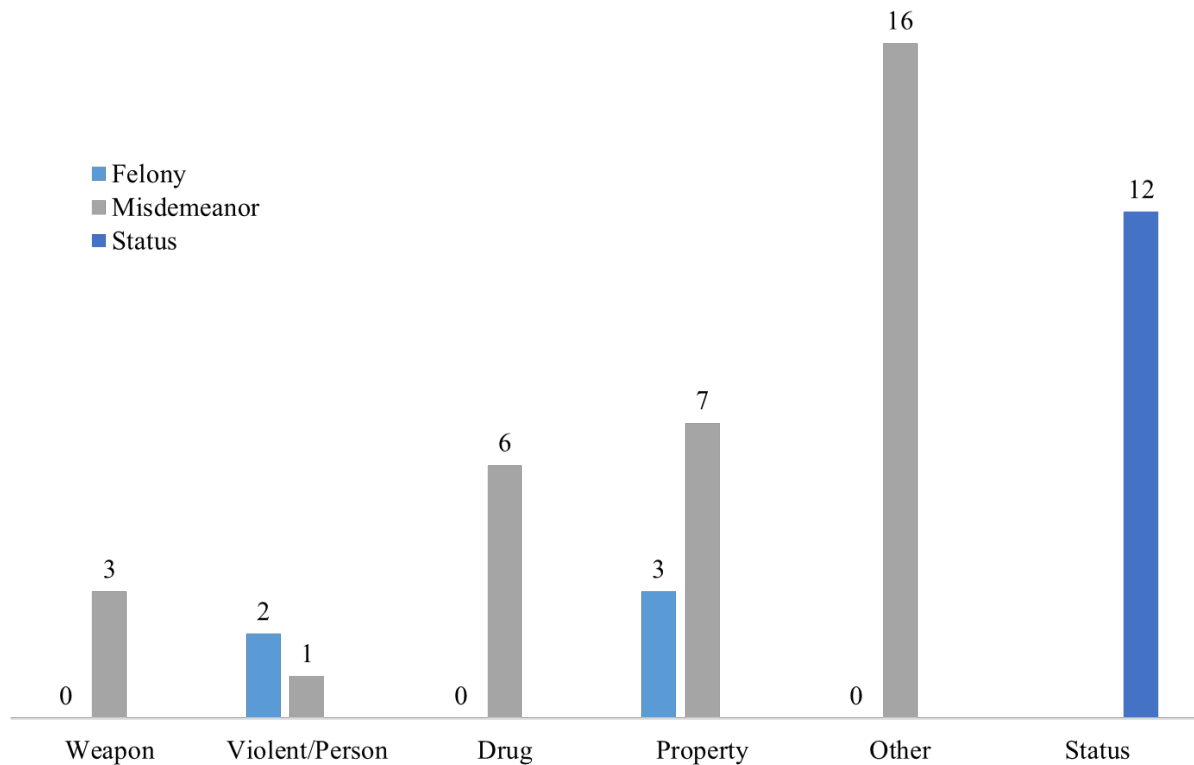


OFFENSE TYPES FOR JUVENILE SUPERVISIONS RECEIVED

Some juveniles are found delinquent (guilty) for more than one offense at the time supervision begins. The table and chart below illustrate the types of offenses for which a juvenile was placed on formal or informal supervision. A full list of the offenses can be found in the appendix.

	2018	2019	2020	2021	2022
Weapon	0	1	1	5	3
Violent/Person	11	10	11	7	3
Drug	21	7	14	18	6
Property	12	18	23	19	10
Other	16	27	11	15	16
Status	28	25	19	24	12
TOTAL	88	88	79	88	50

DELINQUENCY AND STATUS OFFENSE TYPES FOR JUVENILE SUPERVISIONS RECEIVED 2022

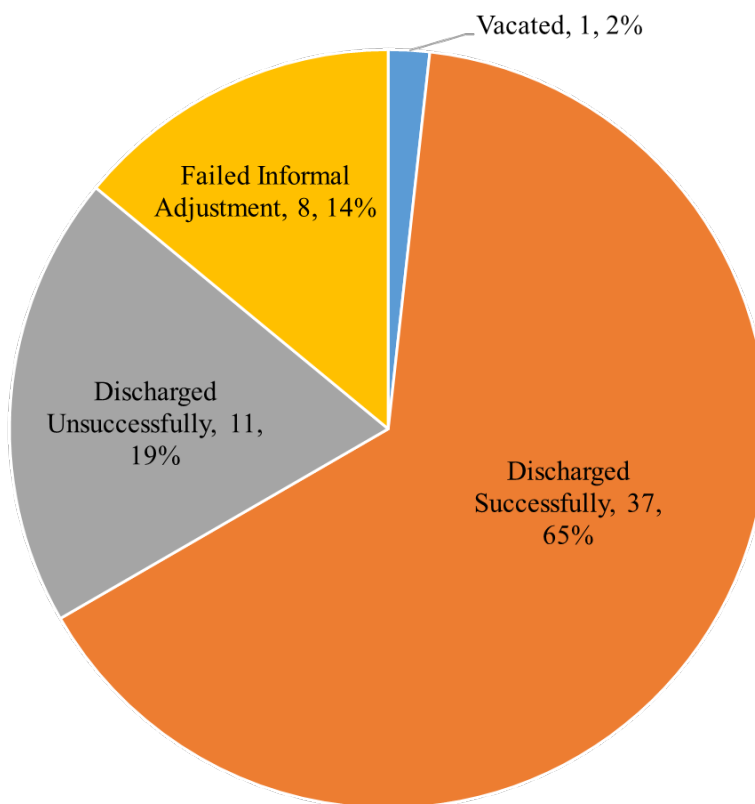


JUVENILE PROBATION SUPERVISIONS CLOSED

The following represents the number of juvenile probation supervisions closed in 2022 by the type of discharge. Juveniles could have been discharged from multiple supervisions in multiple cases and each case could have a different type of discharge depending on the final disposition given by a court.

	2018	2019	2020	2021	2022
Formal Delinquency	32	27	33	29	20
Formal Status	3	5	4	0	1
Informal Delinquency	22	20	21	23	21
Informal Status	16	12	19	17	15
TOTAL	73	64	77	69	57

TOTAL JUVENILE PROBATION SUPERVISIONS CLOSED 2022



YEAR END OPEN JUVENILE PROBATION SUPERVISIONS

The following represents the total number of juvenile probation supervisions open at the end of 2022.

	2018	2019	2020	2021	2022
Formal Delinquency	29	29	14	16	9
Formal Status	4	2	1	1	1
Informal Delinquency	5	9	12	11	5
Informal Status	1	9	5	5	1
TOTAL	39	49	32	33	16

YEAR END JUVENILE PROBATION CASELOADS

The following represents the average number of juveniles each juvenile probation officer was supervising or monitoring at the end of 2022.

	2018	2019	2020	2021	2022
Non-specialized General Caseload	14	18	11	11	10

PREDISPOSITIONAL REPORTS

Predispositional Reports (PDRs) are generally completed after a finding of delinquency (guilt) to provide information to a court regarding the juvenile's risk and needs. The information included consists of: the juvenile's delinquency history; personal and family history; school involvement; physical, mental, and substance use history; and an evaluation of the risk the juvenile poses to the community. The chart below provides information on the number of PDRs completed over the past five (5) years.

	2018	2019	2020	2021	2022
Predispositional Report	22	27	14	29	17

CIVIL DIVISION INVESTIGATIONS

The Juvenile Division assists the Civil Division of the Court by conducting investigations in divorce and paternity cases to provide the Court with information regarding parents and their child(ren). Examples of the information that could be investigated is the child's school performance/attendance or the child's living environment. The Courts did not assign any civil investigations in 2020, 2021, or 2022.

	2018	2019	2020	2021	2022
Divorce	2	2	0	0	0
Paternity	6	5	0	0	0
TOTAL	8	7	0	0	0

JUVENILE DETENTION

Juveniles placed in secure detention are transported to a detention facility in another Indiana county. Monroe County typically utilizes the Southwest Indiana Regional Youth Village (SWIRYV) in Vincennes. However, due to staffing and capacity issues, the use of detention facilities in Bartholomew, Johnson, and Delaware counties along with temporary housing at the Department of Correction became necessary. The costs listed in the table below were paid in 2022, however these costs could have been for services delivered the previous year due to billing times. The table below shows the total juveniles admitted to secure detention; each juvenile could have been securely detained multiple times.

SECURE DETENTIONS

	2018	2019	2020	2021	2022
Male	33	24	17	19	38
Female	16	8	6	7	10
Total Admissions	68	46	28	33	48
Total Days	1,002	688	413	521	874
Costs*	\$163,732	\$89,888	\$62,263	\$70,591	\$107,015

A table indicating the daily population of juveniles held in detention can be found in the appendix.

*May not include ancillary costs such as: transportation to/from detention and court hearings; medical expenses incurred while in detention; and the payment of staff to supervise youth prior to transport/court.

JUVENILE SHELTER PLACEMENT

At times the need arises to remove children from their home, but securely detaining the youth is not necessary. When these circumstances arise, the Monroe County Youth Shelter is often utilized though other shelters within Indiana are used when necessary. In 2022, the Juvenile Division authorized 17 individual youth to be placed in a youth shelter. These 17 youth (9 male and 8 female) represent 19 separate placements for a total of 182 days. A table indicating the daily population of juveniles held in shelter can be found in the appendix.

JUVENILE RESIDENTIAL PLACEMENT

In addition to the times when a juvenile must be securely detained or placed at a youth shelter, some juveniles require longer-term care outside of their home. These placements include foster care, group homes, residential treatment centers with specialized programming, and inpatient hospital settings. In all, three (3) juveniles were ordered into out-of-home residential placements by the court in 2022.

JUVENILES WAIVED TO ADULT COURT

	2013	2014	2015	2016	2017	2018	2019	2020	2021	2022
TOTAL	0	1	2	2	2	0	0	1	0	0

JUVENILE DEPARTMENT OF CORRECTION COMMITMENTS

	2013	2014	2015	2016	2017	2018	2019	2020	2021	2022
TOTAL	2	2	2	1	0	0	0	2	1	0

INDIANA YOUTH ASSESSMENT SYSTEM AND JUVENILE PROGRAM REFERRALS

As required by the Judicial Conference of Indiana, the Juvenile Division has been utilizing the Indiana Youth Assessment System (IYAS) since 2011. The IYAS is the risk assessment system made up of six (6) instruments to be used at specific points in the juvenile justice process to identify a juvenile participant's risk to reoffend and criminogenic needs, and assist with developing an individualized case management plan. [NOTE: Criminogenic needs are attributes of offenders that are directly linked to criminal behavior. Effective correctional treatment should target criminogenic needs in the development of a comprehensive case plan. Any treatment not targeting criminogenic needs is counter-productive to efficiency and effectiveness.]

Diversion Tool - designed to assess a youth's risk to reoffend within the next 12 months and is best used at initial contact for the instant offense to assist in making diversion decisions.

Detention Tool - designed to assess a youth's risk to reoffend within the next 12 months and is best used prior to detention to assist in making hold/release decisions and can also be used in making decisions regarding releases from detention.

Disposition Tool - designed to assess a youth's risk to reoffend and identify criminogenic needs to assist in making decisions regarding post-adjudication supervision to assist in creating a supervision case plan for the youth. The Disposition Tool also has a screening tool to quickly identify youth who are low-risk and determine if a full risk assessment should be completed.

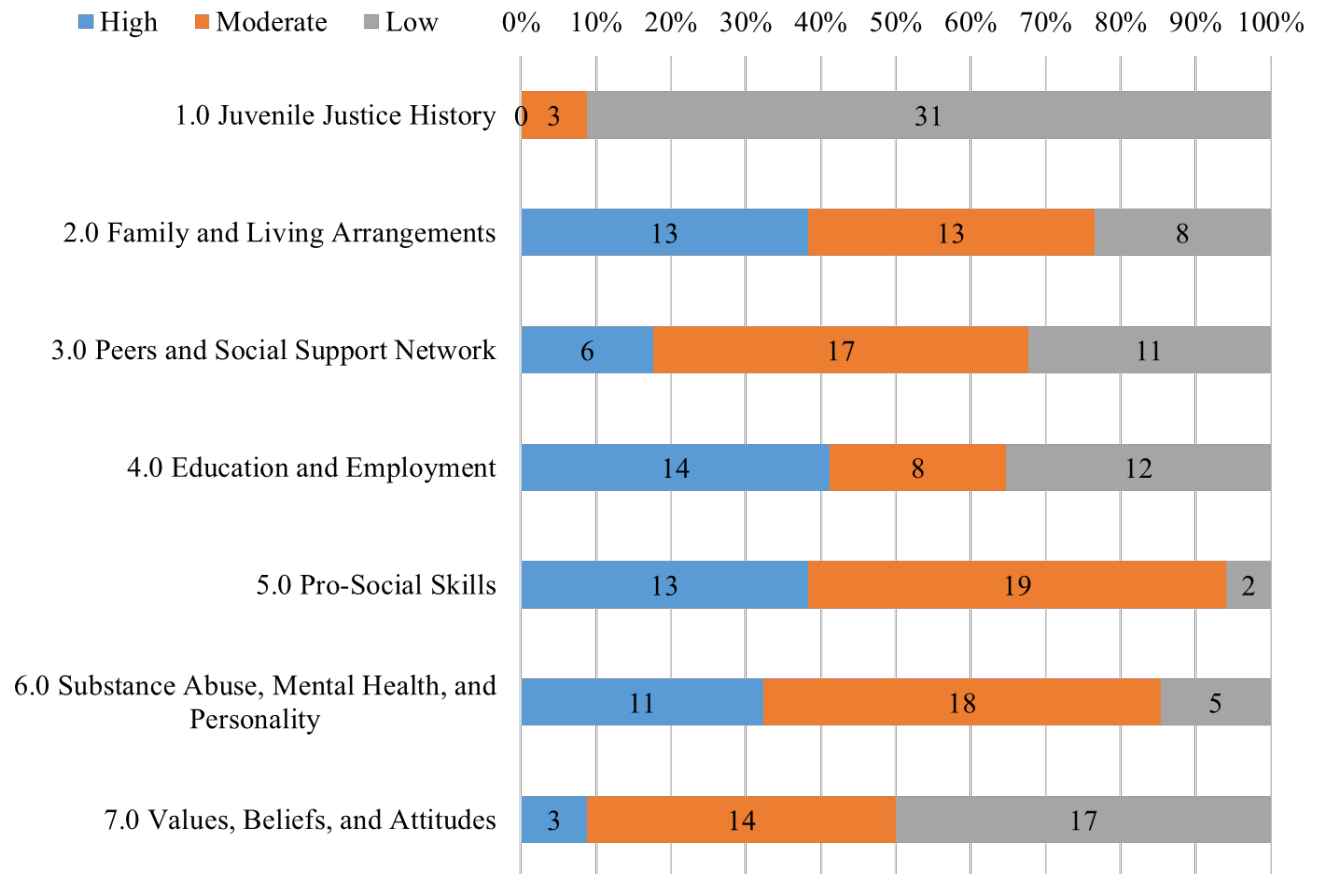
Residential Tool - designed to assess a youth's risk to reoffend and identify criminogenic needs to assist in making decisions regarding level of placement, case planning, and length of stay recommendations.

Re-entry Tool - designed to assess a youth's risk to reoffend and identify criminogenic needs to assist in making decisions regarding release, case planning, and length of stay in residential placements.

The following table represents IYAS assessments completed by the type of tool and the percentage of juveniles risking at each level. More than one risk assessment could have been completed on a juvenile during the time a case is open and depending upon the status of each case.

	Assessments Completed	Percentage at Overall Risk Level		
		High	Moderate	Low
Diversion Tool	133	7%	80%	13%
Detention Tool	31	55%	42%	3%
Disposition Tool	34	9%	59%	32%
Disposition Screening Tool	0	0%	0%	0%
Residential Tool	3	100%	0%	0%
Reentry Tool	12	33%	50%	17%

Juveniles placed on supervision are assessed using the Disposition Tool. This tool provides a risk level in each of the seven life domains the tool reports. After the completion of the tool, case plans are formulated to address a juvenile's risk and needs in order to reduce the likelihood the juvenile will reoffend and/or violate the terms of his/her supervision. The following chart represents the number and percentage of assessments scoring in each of the risk levels – high, moderate, and low for the Disposition Tool.



Upon the completion of a case plan, juveniles, and often their families, are referred to various services and programs in our community. The following table shows the programs juveniles and their families were referred to as part of a case plan and the risk domains these programs address.

Program	Domain(s) Addressed	Referrals Made
Big Brothers Big Sisters	3, 5, 7	1
Case Management Services (Mental Health)	6	20
Carey Guides/Change Companies (Interactive Journals)	2, 3, 5, 6, 7	15
Counseling – Family Outpatient	2	4
Counseling – Individual Outpatient	6	26
Counseling – Substance Use Outpatient	6	1
Evaluation – Inpatient / Psychological	6	4
Evaluation – Outpatient Psychiatric / Psychological	6	5
Evaluation – Outpatient Psychosexual	6	1
Evaluation – Outpatient Substance Use	6	2
Extracurricular Activity	3, 5	5
Family Centered Therapy	2	2
High School Equivalency Classes	4	6
Homemaker / Parent Aid	2	4
Independent Living Services	2, 6	2
Intensive Outpatient Program (Substance Use)	6	2
Intercept Program	4	5
Prime for Life	6	1
Project Wolf	5, 6, 7	1
Seeking Safety	6	9
STEP – Shoplifting Theft Education Program	5, 6, 7	4
Teen Intervene	5, 6, 7	4
Tutoring / Literacy Classes	4	7
Victim Offender Restoration Program (VORP)	5, 7	22

ADULT PROBATION DIVISION

The Adult Division of the Department is responsible for the supervision of adult offenders placed on probation and/or referred to the Court-administered Alcohol and Drug Program. Additionally, the Adult Division conducts investigations, evaluations, and assessments on offenders sentenced to supervision and when ordered by a court on defendants prior to a finding of guilt or innocence and/or sentencing.

The Adult Division is comprised of the following units: Adult Intake Unit; Adult Supervision Unit; and Enhanced Supervision Unit (ESU). The ESU supervises high/intensive supervision of serious violent felons, sex offenders, probationers diagnosed with a serious mental health issue (SMHI) who are not accepted in the Mental Health Court, and offenders convicted of crimes related to domestic violence (DV). The POs assigned to this unit are intended to have smaller caseloads to permit more intensive supervision. For the past two years, the ESU has been experiencing increasing workloads. The Probation Supervisors had been evaluating possible workload redistributions to ensure the ESU POs could have lesser caseloads/workloads as intended.

Effective January 1, 2022, the Indiana Department of Correction funded a new position of Evidence Based Practices (EBP) Coordinator for the Department with the annual Community Corrections Grant. When the new EBP Coordinator Leah Baker started her new position January 1, 2022, this created a vacancy in the low/administrative caseload (C03/C05 court team). This vacancy created an ideal opportunity to reorganize the Adult Supervision Division for a more equitable distribution of workload for all Adult Supervision POs including ESU POs. The administrative high-volume caseload was redistributed to the appropriate low/administrative court teams (C02/C09 and C03/C05). In turn, the PO position assigned to the administrative high-volume caseload was re-assigned to the ESU which then had five (5) POs assigned to the unit to specialize in serious mental health cases, sex offenders, and other violent offender supervisions. This reorganization was designed to reduce ESU caseloads to a more manageable level, providing more time for ESU POs to spend with our higher risk clients.

During 2022, the Adult Division was comprised of 23 POs, with 12 adult POs assigned to the Supervision Unit, five (5) POs assigned to the ESU, and six (6) POs (including one part-time PO) assigned to the Adult Intake Unit.

Of the six (6) POs assigned to the Intake Unit, two (2) POs were assigned to complete Presentence Investigations and the remaining four (4) POs conducted formal evaluations, which included a substance use assessment and risk assessment on newly sentenced offenders. All six (6) members of the Intake Unit provide an initial screening risk assessment to newly sentenced offenders. This initial screening assessment aids in identifying lower and higher risk offenders in order to prioritize how quickly community supervision should be initiated. The purpose of these evaluations is to determine an offender's risk and needs and begin making appropriate referrals for services to promote an offender's successful completion of supervision.

Five (5) POs assigned to the ESU provide high/intensive supervision of serious violent felons, sex offenders, probationers diagnosed with a SMHI who are not accepted in the Mental Health Court, and offenders convicted of DV crimes.

The remainder of the Adult Probation caseload is supervised by 12 POs known as "Court Teams." In January of 2018, a caseload/workload change was implemented with the "Court Teams." Prior to this change, each "Court Team" PO supervised an average of 91 clients (range 90-100). These caseloads were comprised of a mix of clients who were assessed by the Indiana Risk Assessment System (IRAS) as high, moderate, and low risk. To align with evidence-based practices (EBP), differential supervision of clients started in January 2018, with the "Court Teams" client assignments determined by risk level. Each Court Team now has four (4) POs supervising a high/moderate caseload and two (2) POs supervising a low/administrative caseload for two Criminal Court Divisions.

Differential supervision has decreased the number of clients supervised by POs assigned to the Moderate/High Risk caseloads. This caseload re-assignment:

- Allows time for POs to complete a behavioral analysis and a very specific case plan targeting the highest risk and need areas to reduce recidivism;
- Allows POs more time per client contact to specifically target criminogenic need areas identified by the Indiana Risk Assessment System (IRAS);
- Allows for intentionality with client appointments to utilize skill-building and practice with clients;
- Allows the Department to begin shifting toward ‘dosage probation’ (strategy that links “the duration of probation supervision to the optimal amount of intervention an offender needs in order to reduce risk of re-offense”);
- Allows for more time for field supervision (homes and workplaces) of high risk clients;
- Allows POs to oversee caseloads that support the individual POs’ strengths;
- Allows for additional coverage options (during PO absences) within teams as more POs will have working knowledge of cases within each team;
- Allows the Supervisor to target coaching toward the needs of each caseload (training and coaching approach will differ based on a high/moderate caseload versus low/administrative caseload);
- Allows the Department to follow evidence-based practices (EBP) principles by truly supervising *low* risk offenders with *low* risk supervision practices, which has been shown by research to reduce the likelihood of increasing the risk of low risk offenders; and
- Smaller caseloads of Moderate/High risk offenders provide probation officers time for more immediate responses to violations and utilization of intermediate sanctions as well as immediate use of reinforcing incentives for positive changes.

At year-end 2022, the Adult Supervision Unit caseload averages (persons being supervised per PO):

Enhanced Supervision Unit (ESU) = **27**

*Low/Administrative Caseloads = **172**

*High/Moderate Caseloads = **38**

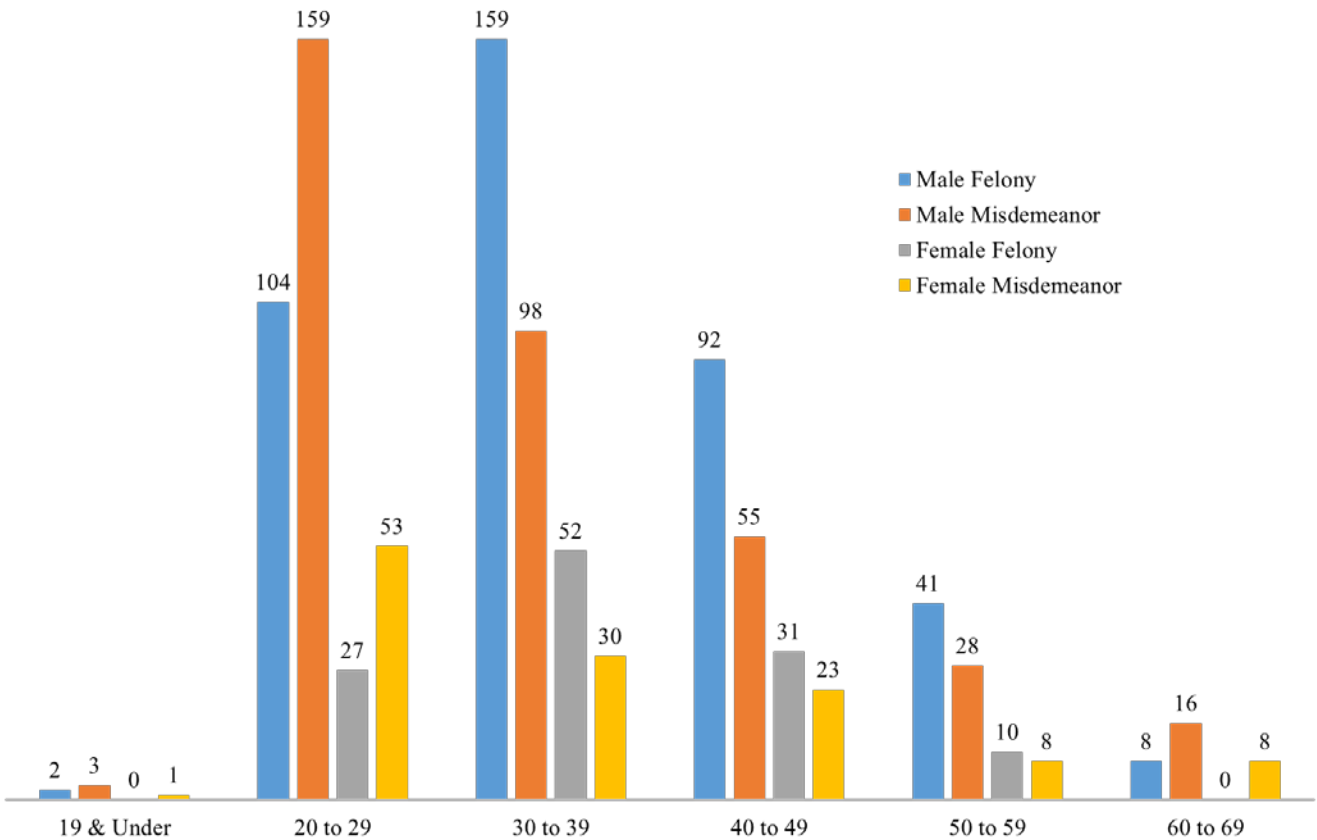
*[NOTE: If all non-ESU Court Team cases were to be combined, the average caseload per each of the 12 POs would be 82 probationers per PO.]

ADULT PROBATION OFFENDERS AND SUPERVISIONS RECEIVED

The chart below shows the number of individuals placed on probation supervision in 2022. If an individual was placed on probation more than once or in more than one case, the individual is categorized by the highest level of convicted offense. Persons may be placed under probation supervision multiple times or in multiple cases.

	INDIVIDUALS RECEIVED					SUPERVISIONS RECEIVED				
	2018	2019	2020	2021	2022	2018	2019	2020	2021	2022
Misdemeanor	570	621	473	444	464	594	646	486	462	482
Felony	595	625	468	505	507	611	669	481	533	526
TOTAL	1,165	1,246	941	949	971	1,205	1,315	967	995	1,008

ADULT FELONY AND MISDEMEANOR PROBATION SUPERVISIONS RECEIVED BY SEX AND AGE



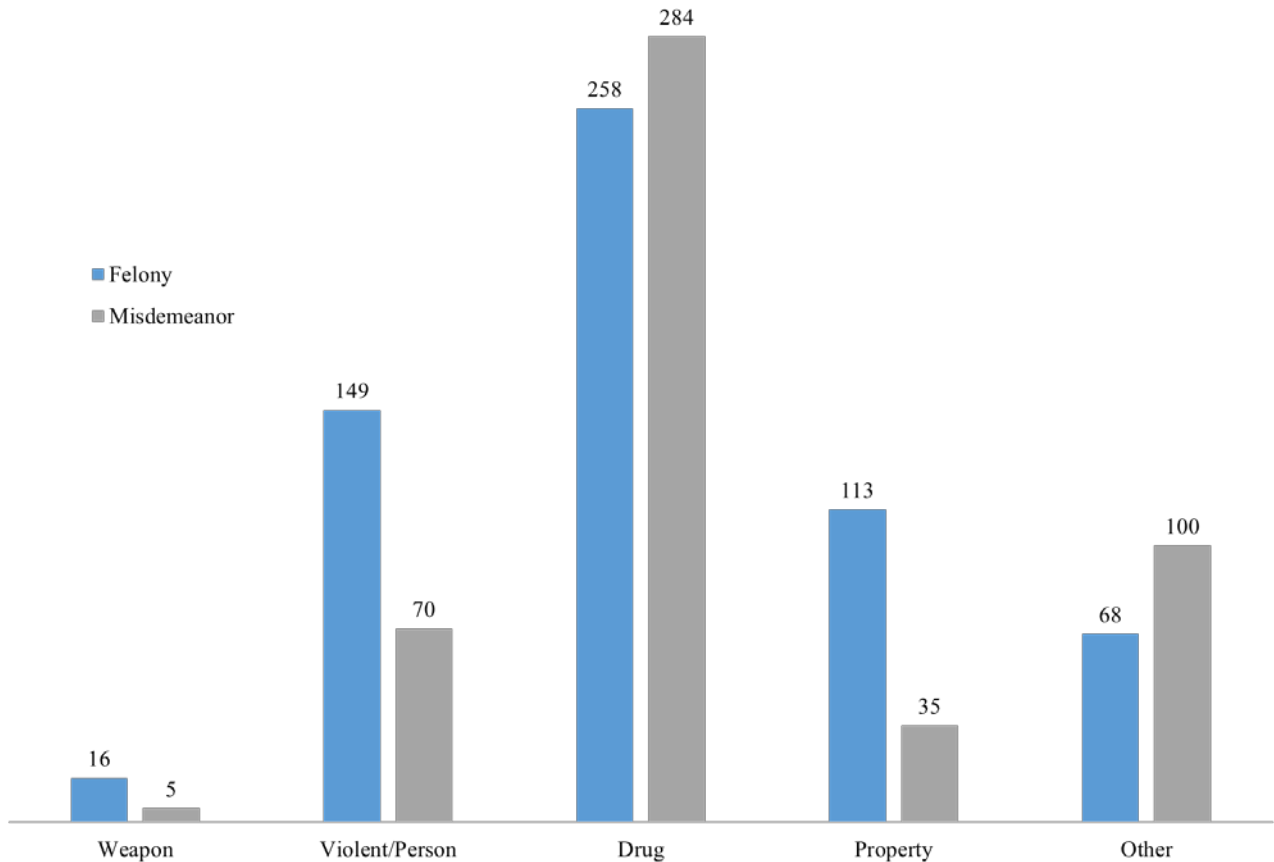
OFFENSE TYPES FOR ADULT PROBATION SUPERVISIONS RECEIVED

Some individual placed on probation supervision are convicted of more than one offense. The table and chart below illustrate the types of offenses for which an individual was placed on probation supervision.

	2018	2019	2020	2021	2022
Weapon	27	28	23	22	21
Violent/Person	313	195	164	204	219
Drug	475	783	550	526	542
Property	262	236	146	166	148
Other	259	220	192	185	168
TOTAL	1,336	1,462	1,075	1,103	1,098

A full list of the offenses can be found in the appendix.

MISDEMEANOR AND FELONY OFFENSE TYPES FOR PROBATION SUPERVISIONS RECEIVED 2022

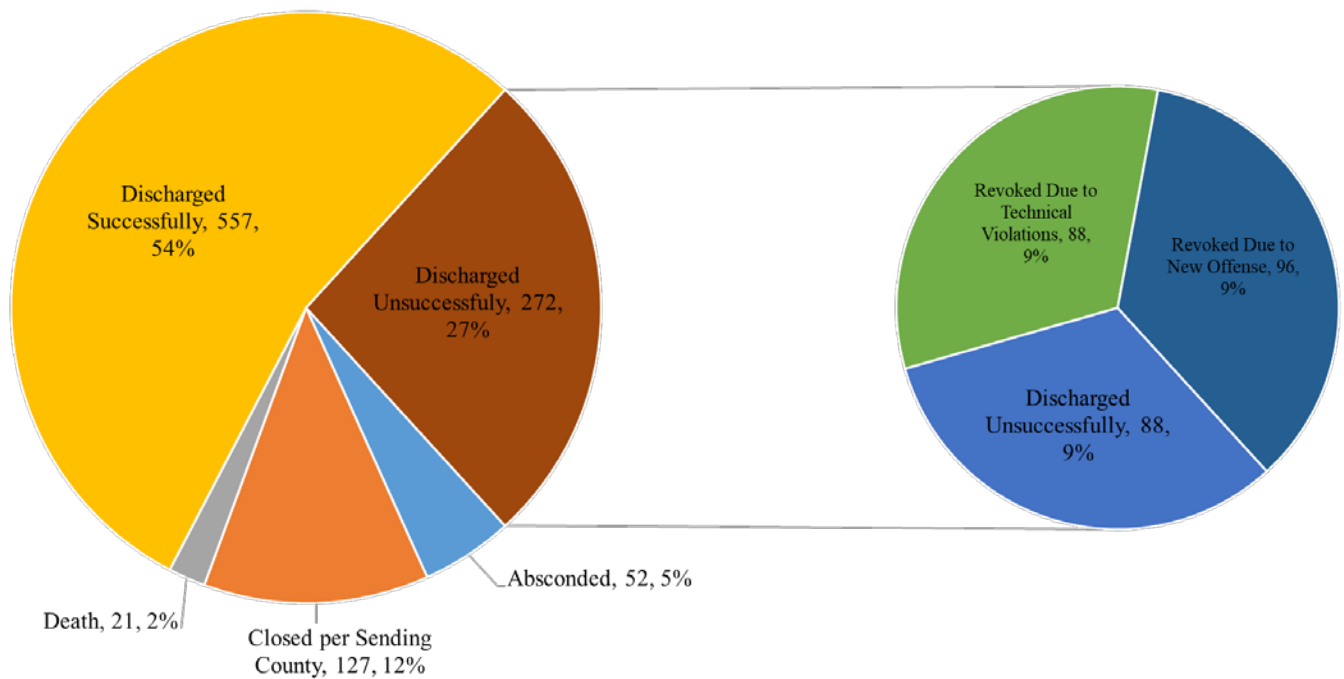


ADULT PROBATION SUPERVISIONS CLOSED

The following represents the number of adult probation supervisions closed in 2022 by the type of discharge. Offenders could have been discharged from multiple supervisions in multiple cases and each case could have a different type of discharge depending on the final disposition given by a court.

	2018	2019	2020	2021	2022
Misdemeanor	744	622	631	541	498
Felony	608	617	568	586	531
TOTAL	1,352	1,239	1,199	1,127	1,029

TOTAL ADULT PROBATION SUPERVISIONS CLOSED 2022



YEAR END OPEN ADULT PROBATION SUPERVISIONS

The following represents the total number of adult probation supervisions open at the end of 2022.

	2018	2019	2020	2021	2022
Misdemeanor	634	665	520	462	450
Felony	974	1,018	921	869	850
TOTAL	1,608	1,683	1,441	1,331	1,300

YEAR END ADULT PROBATION SUPERVISION CASELOADS

The following represents the average number of clients each adult probation officer was supervising at the end of 2022 by the unit assigned. In 2022, the high-volume Administrative Caseload was dissolved and the cases were reassigned to the four (4) low/administrative POs. This allowed for a fifth PO to be added to the ESU.

	2018	2019	2020	2021	2022
High / Moderate Caseload	41	42	40	41	38
Low / Administrative Caseload	167	176	152	115	172
Enhanced Supervision Unit	43	41	45	33	27
Administrative High-volume Caseload	303	298	238	299	N/A

ADULT PROBATION SUPERVISION TRANSFERS

The Adult Division provides courtesy supervision to felons as well as misdemeanor probationers sentenced in other counties or states and transfers cases to other jurisdictions for courtesy supervision. The Division also accepts transferred cases and send cases to other Indiana Court Alcohol and Drug Programs.

The following represents the number transfer cases by type received or sent during 2022.

	2018	2019	2020	2021	2022
Intrastate Transfer Out	177	211	131	166	125
Interstate Transfer Out	20	17	16	13	11
Intrastate Transfer In	170	190	145	157	182
Interstate Transfer In	9	14	9	14	15

PRESENTENCE INVESTIGATIONS

Presentence investigations (PSI) are conducted when ordered by a court. A PSI can be completed prior to a finding of guilt or innocence or may be conducted subsequent to a finding of guilt. PSI reports are required to be completed prior to sentencing in all felony cases except the lowest level felonies, Level 6 (for offenses committed after June 30, 2014) and D Felony (for offenses committed prior to July 1, 2014).

A PSI report is a formal report that provides pertinent information to a court regarding the defendant's risk and needs. The information included consists of: the defendant's criminal history; personal and family history; physical, mental, and substance use history; and an evaluation of the defendant's risk using the Indiana Risk Assessment System (IRAS).

PRESENTENCE INVESTIGATIONS CONDUCTED

	2018	2019	2020	2021	2022
Misdemeanor	0	0	0	0	0
Felony	147	159	97	147	147
TOTAL	147	159	97	147	147

POST-SENTENCE INTAKES EVALUATIONS CONDUCTED

Post-sentence intake evaluations are conducted by Adult Intake Probation Officers after an individual has been sentenced to some form of supervision by the court. These formal evaluations include a substance use assessment and risk assessment utilizing the IRAS. The purpose of these evaluations is to determine an individual's risk and needs and begin making appropriate referrals for services to promote successful completion of supervision.

	2018	2019	2020	2021	2022
Misdemeanor	636	664	547	484	467
Felony	392	415	318	336	340
TOTAL	1,028	1,079	865	820	807

COURT ALCOHOL & DRUG PROGRAM

The Monroe Circuit Court Alcohol and Drug Program is an integral part of the Adult Division of the Probation Department. The Court Alcohol and Drug Program is certified by the Indiana Office of Court Services (IOCS). In 2019, the Program was granted a four-year re-certification by the IOCS.

The Court Alcohol and Drug Program is administered by the Director who is responsible for the daily operation of the Adult Intake Unit and for ensuring that all staff members receive ongoing training regarding substance related issues. All adult probation officers within the Department are certified as either substance abuse professionals or maintain a Certified Substance Abuse Management (CSAMS) credential and must complete a minimum of 12 hours of continuing education every year in order to maintain their certification.

Probation officers hired after January 1, 2005 who supervise adult offenders as part of the Court Alcohol and Drug Program must obtain and maintain a Court Substance Abuse Management Specialist credential (CSAMS) within two years of hiring. To obtain the credential, the staff member must have a baccalaureate degree from an accredited university; be at least 21 years of age; have at least nine (9) months of full-time employment experience related to assessment, referral, and case management of clients with substance abuse problems; must complete and document at least 1,500 hours of experience in the assessment of people with substance abuse problems; complete at least 500 hours of a supervised practicum in the areas of assessment, referral and case management of substance abuse clients; complete required training; submit a signed statement to adhere to a code of ethics; must be at least 21 years of age; and take and pass a written exam.

Adult probation officers conduct substance abuse screenings on all new cases referred by the courts for probation, regardless of case type. If the referring offense involved drugs or alcohol, or the offense was somehow related to the use or abuse of such substances, the adult probation officer will perform a more extensive substance abuse assessment; it is these cases that are considered referrals to the Court Alcohol and Drug Program.

Following the completion of the substance abuse assessment, the probation officer develops a case plan for each client. This service plan typically includes a referral to a substance abuse education program or an agency that provides treatment services. The probation officer then monitors the client's compliance with the terms of their individualized case plan.

The Court Alcohol and Drug Program does provide substance abuse education programming, but does not offer any direct treatment services.

ADULT COURT ALCOHOL & DRUG PROGRAM INDIVIDUALS AND SUPERVISIONS RECEIVED

The Court Alcohol and Drug Program is integrated into the Adult Division of the Probation Department. Thus, most adults on probation supervision are also considered referrals to the Court Alcohol and Drug Program for supervision. Some individuals may be placed on supervision multiple times or in multiple cases.

Some cases transferred into Monroe County are only referred for court alcohol and drug program services and are not under probation supervision; in 2022, thirteen (13) such cases were received by the Department.

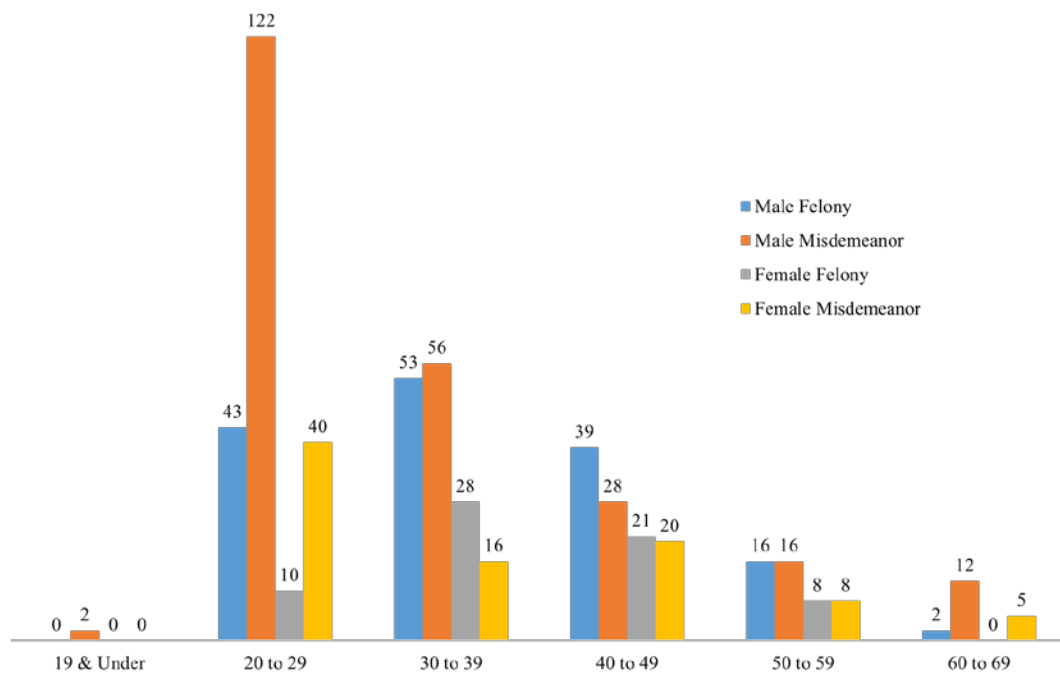
The chart below shows the number of individuals referred for Court Alcohol and Drug Program supervision in 2022. If an individual was placed on Court Alcohol and Drug Program supervision more than once or in more than one case, the individual is categorized by the highest level of convicted offense.

	INDIVIDUALS RECEIVED					SUPERVISIONS RECEIVED				
	2018	2019	2020	2021	2022	2018	2019	2020	2021	2022
Misdemeanor	388	279	358	291	321	394	481	363	301	325
Felony	270	476	222	228	214	272	288	227	236	220
TOTAL	658	755	580	519	535	666	769	590	537	545

*Includes thirteen (13) individuals and thirteen (13) supervisions for court alcohol and drug program supervision only.

ADULT FELONY AND MISDEMEANOR COURT ALCOHOL AND DRUG PROGRAM SUPERVISIONS RECEIVED BY SEX AND AGE

The table and chart below indicates the number of Court Alcohol and Drug Program clients received and supervisions received in 2022, both felony and misdemeanor, broken down by sex and age. This represents the characteristics of the client at the time supervision began, which may be reported more than once if the client was placed on probation supervision multiple times or in multiple cases.



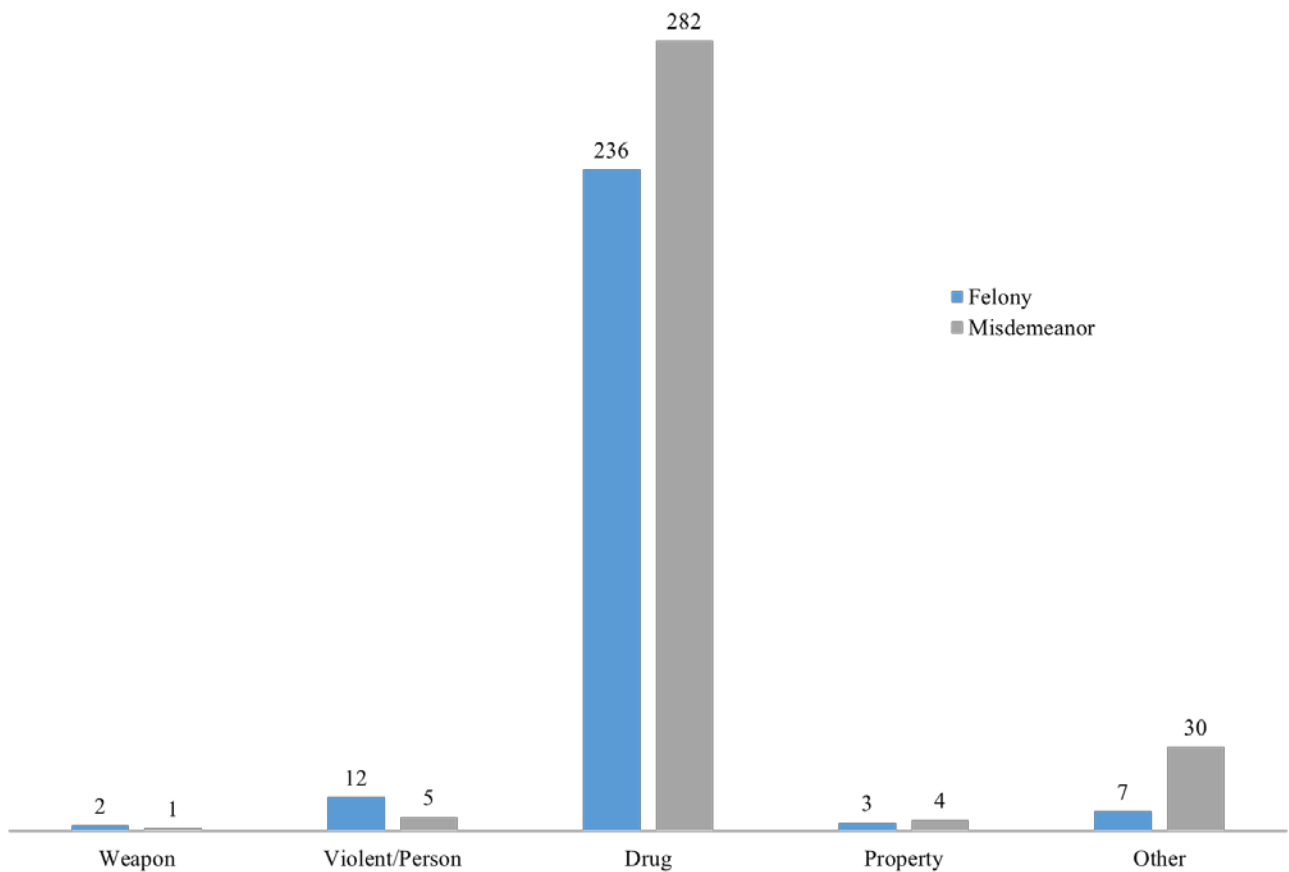
OFFENSE TYPES FOR COURT ALCOHOL AND DRUG PROGRAM SUPERVISIONS RECEIVED

Some clients placed on court alcohol and drug program supervision are convicted of more than one offense. The table and chart below illustrate the types of offenses for which a client was placed on court alcohol and drug program supervision.

	2018	2019	2020	2021	2022
Weapon	9	6	6	7	3
Violent/Person	194	17	24	18	17
Drug	427	710	538	511	518
Property	20	19	11	11	7
Other	89	84	66	49	37
TOTAL	739	836	645	596	582

A full list of the offenses can be found in the appendix.

MISDEMEANOR AND FELONY OFFENSE TYPES FOR COURT ALCOHOL AND DRUG PROGRAM SUPERVISIONS RECEIVED

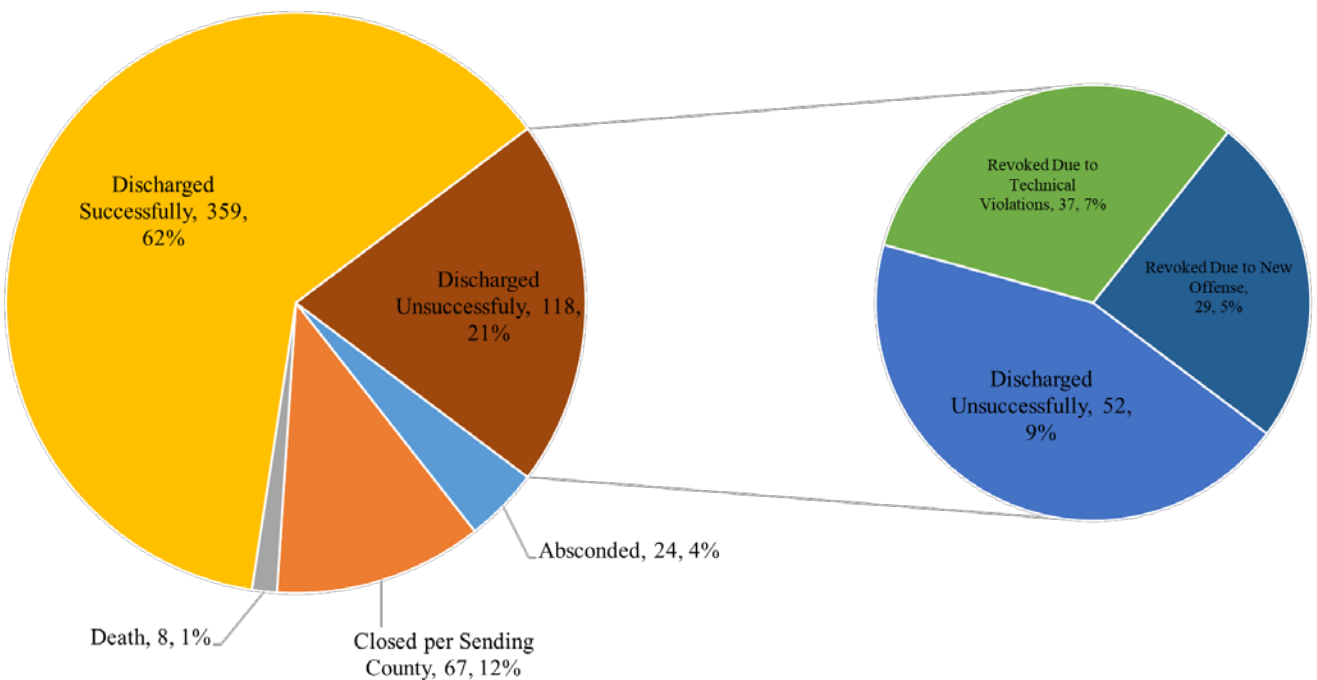


COURT ALCOHOL AND DRUG PROGRAM SUPERVISIONS CLOSED

The following represents the number of Court Alcohol and Drug Program supervisions closed in 2022 by the type of discharge. Clients could have been discharged in multiple cases and each case could have a different type of discharge depending on the final disposition given by a court.

	2018	2019	2020	2021	2022
Misdemeanor	509	400	475	394	334
Felony	318	278	272	280	242
TOTAL	827	678	747	674	576

TOTAL COURT ALCOHOL AND DRUG PROGRAM SUPERVISIONS CLOSED



ALCOHOL AND MARIJUANA EDUCATION SCHOOL

The Court Alcohol and Drug Program operates a six-hour substance abuse information class, Alcohol and Marijuana Education School, known as AES. The AES curriculum targets minor first-time alcohol and marijuana offenders and is utilized by the Prosecutor's Office for Pre-Trial Diversion Program participants.

	2018	2019	2020	2021	2022
IU Student	278	346	195	184	524
Non-IU Student	126	108	40	68	91
TOTAL	404	454	235	252	615

PRIME FOR LIFE

The Department provides a 12-hour substance abuse education program utilizing the cognitive-based Prime for Life Indiana (PRI) curriculum. PRI is offered to second time Pre-Trial Diversion participants being charged with marijuana and minor alcohol-related offenses and probationers who have been determined to need substance education. The program began in September 2003.

	2018	2019	2020	2021	2022
Prosecutor Referrals	140	95	22	19	26
Probation Referrals	67	100	77	78	94
TOTAL	207	195	99	97	120

COMMUNITY CORRECTIONS PROGRAM

The Community Corrections Program is a division of the Probation Department. The Community Corrections Executive Director is also a Deputy Chief Probation Officer. Community Corrections is primarily responsible for pretrial monitoring and post-sentence supervision of individuals placed on electronic monitoring (adult and juvenile), home detention, day reporting, and work release (transfers out-of-county). The Division also includes the Community Transition Program, Community Service Program, and the Drug Testing Program. Additionally, supervision of individuals participating in Monroe County's Problem Solving Court Program falls under the Community Corrections Program.

The Community Corrections Program employs probation officers who serve as case managers, supervising caseloads of individuals who are court-ordered to complete home detention and/or day reporting through the Community Alternative Supervision Program (CASP). Additionally, Community Corrections employs field officers to conduct field supervision of individuals at their homes, workplaces, and elsewhere.

Funding for Community Corrections comes from a variety of sources including the Indiana Department of Correction (IDOC) community corrections grants, user fees, local taxes, and other grants. In 2022, Monroe County completed its 39th year of receiving grant funding from the IDOC. A total of \$1,528,120 was awarded to Monroe County to fund home detention, day reporting, community service, and pretrial services as well as Mental Health Court and Drug Treatment Court.

The IDOC is a significant funding source through the annual Community Corrections Program grant. As a condition of grant funding, the Community Corrections Program must undergo program audits by the IDOC to determine if the program meets criteria as an "evidence-based organization." Our program scored 99 out of 100 in our most recent audit in 2018. In October 2022, IDOC conducted a new assessment of our Community Corrections Program using the Evidence-Based Correctional Program Checklist-Community Supervision Agency (CPC-CSA) assessment tool developed by the University of Cincinnati Corrections Institute. The assessment took place over one day, on site at Community Corrections, and included file reviews, policy reviews, client appointment observations, and interviews by CPC-CSA assessors with staff and clients. The Community Corrections Program has yet to receive the results of this 2022 assessment.

COMMUNITY CORRECTIONS ADVISORY BOARD

The Monroe County Community Corrections Advisory Board (CCAB) was established in 1982. In 2021, Judge Mary Ellen Diekhoff was re-elected as CCAB chair and Chief Probation Officer Linda Brady was re-elected as vice chair. The CCAB meets quarterly (January, April, August, and October).

The CCAB consists of the statutorily required members (per IC 11-12-1-2 such as judges, prosecuting attorney, public defender, etc.) as well as appointed members representing local law enforcement, schools, social service organizations, victim, and former offenders.

The CCAB monitors and approves Community Corrections funding, programs, and services. Copies of the minutes from all CCAB meetings are posted on the Department's website and may be requested from the Community Corrections Executive Director.

The Monroe County CCAB also serves at the local Justice Reinvestment Advisory Council (local JRAC). Jurisdictions are required to establish local JRACs per House Bill 1068 (2021) Local or Regional Justice Reinvestment Advisory Councils. The purpose of local JRACs is to review and evaluate system-wide justice services and implement evidence-based practices at each point in the justice system.

COMMUNITY ALTERNATIVE SUPERVISION PROGRAM (CASP)

The Community Alternative Supervision Program (CASP) incorporates a continuum of incentives and sanctions approach to supervision. This continuum allows program staff to administratively move program participants through various levels of supervision intensity, allowing participants to experience immediate rewards for appropriate conduct and immediate consequences for violation of program and probation rules. Such immediate incentives and sanctions help to motivate individuals to successfully complete the required programming in less time, thereby maximizing the staff resources available to supervise existing caseloads.

Historically the CASP was comprised of six (6) levels of supervision. Due to the revised Indiana criminal code and with additional staffing provided by IDOC grant funds, in 2016 the CASP was expanded to 12 levels.

The CASP levels were modified in 2017. All CASP supervision levels listed below are informed by the risk scores as determined by the Indiana Risk Assessment System (IRAS).

Only CASP levels one (1) through five (5), are eligible for participants to earn time credit against their sentence.

CASP LEVELS

Level 1 (Work Release) – Out-of-county Work Release may be Court-ordered on a limited pre-approved basis. **Targeted Risk:** Moderate to High. Participants must provide own transportation to employment and must pay program fees. Greene County & Morgan County Work Release programs are available for pre-screen acceptance.

Level 2 (Therapeutic Home Detention with Residential Placement) – **Targeted Risk:** Moderate to High. **Placement Factors:** Need for residential treatment; need for sober living environment; homeless or unsuitable housing; sanction for CASP noncompliance; prior CASP noncompliance history. **Considerations for Level Reduction:** Treatment completion; specified by Court Order; upon suitable residence being secured. **Housing:** Facility costs are participant responsibility; fee assistance may be possible through health insurance and/or state-sponsored programs.

Level 3 (Enhanced Home Detention with Day Reporting) – **Targeted Risk:** Moderate to High. **Placement Factors:** Alcohol abuser; chronic unemployed; job search; multiple work/school locations; sanction for CASP noncompliance; prior CASP noncompliance history. **Considerations for Level Reduction:** Secured employment/enrolled in school; negative substance tests; case plan progress. **Day Reporting:** Participants report Monday through Friday between 7 am and 9 am or as directed (see Level 10). **Level Status Review:** High Risk = every 30 days; Moderate Risk = every 2 weeks; Low Risk = weekly.

Level 4 (Intermediate Home Detention) – **Level 4 = PRESUMPTIVE starting level for Home Detention (HD).** **Targeted Risk:** Moderate to High. **Considerations for Level Reduction:** Maintaining employment; maintaining school enrollment; negative substance tests; case plan progress. **Level Status Review:** First review after participant completes 1/2 executed HD sentence; thereafter, reviews conducted every 30 days.

Level 5 (Basic Home Detention) – **Targeted Risk:** Low to Moderate. **Placement Factors:** In lieu of incarceration; condition of probation; community corrections/ probation violator. **Level Status Review:** If on court-ordered HD, cannot move to lower level to receive credit time.

Level 6 (Electronic Monitored Home Curfew) – **Targeted Risk:** Low to Moderate. **Placement Factors:** Condition of probation or pre-trial release; sanction for probation violation. **Presumptive Curfew:** between 9 pm and 6 am or as directed. **Equipment:** Radio Frequency (RF) monitoring with landline or cellular phone.

Level 7 (Alcohol Detect Electronic Monitoring - Soberlink) – **Targeted Risk:** Moderate to High. **Placement Factors:** Alcohol abuser; Condition of probation or pre-trial release; sanction for a probation violation involving alcohol consumption.

Level 8 (Electronic Monitored Exclusion Zones) – **Targeted Risk:** Moderate to High. **Placement Factors:** Condition of probation or pre-trial release; sanction for probation violation. **Exclusion Zones:** Participants ordered to not travel to or be at designated exclusion locations. **Equipment:** GPS.

Level 9 (Drive-by Curfew) – **Targeted Risk:** Low to Moderate. **Placement Factors:** Sanction for probation violation or as a condition of pre-trial release. **Presumptive Curfew:** Participants are placed on curfew between 9 pm and 6 am (or as directed). **Equipment:** RF electronic monitoring anklet with randomized drive-by checks.

Level 10 (Day Reporting) – **Targeted Risk:** Low to Moderate. **Placement Factors:** Sanction for probation violation or as a condition of pre-trial release.

Level 11 (Pre-Trial Case Management) – **Targeted Risk:** Moderate to high.

Level 12 (Kiosk Reporting) – **Targeted Risk:** Low. **Placement Factors:** Condition of probation or pretrial release. **Check-in:** Participants report to Kiosk as directed, answer set of standard questions.

ADULT WORK RELEASE INDIVIDUALS RECEIVED

	2018	2019	2020	2021	2022
Misdemeanor	0	0	0	0	0
Felony	4	1	2	1	7
TOTAL	4	1	2	1	7

ADULT WORK RELEASE SUPERVISIONS RECEIVED

Age	Male		Female	
	Felony	Misdemeanor	Felony	Misdemeanor
30-39	5	0	1	0
60-70	1	0	0	0
TOTAL	6	0	1	0

OFFENSE TYPES FOR ADULT WORK RELEASE SUPERVISIONS RECEIVED

Some individuals placed on work release supervision are convicted of or charged with more than one offense.

	2018	2019	2020	2021	2022
Weapon	0	0	0	0	0
Violent/Person	0	0	1	0	3
Drug	2	5	1	2	3
Property	1	0	0	0	2
Other	3	0	0	1	0
TOTAL	6	5	2	3	8

A full list of the offenses can be found in the appendix.

ADULT WORK RELEASE SUPERVISIONS CLOSED

	Felony					Misdemeanor				
	2018	2019	2020	2021	2022	2018	2019	2020	2021	2022
Successful Completion	3	3	1	1	5	0	0	0	0	0
Revoked Due to Technical Violations	1	0	0	0	1	0	0	0	0	0
Revoked Due to New Offense	3	1	0	0	0	0	0	0	0	0
TOTAL	7	4	1	1	6	0	0	0	0	0

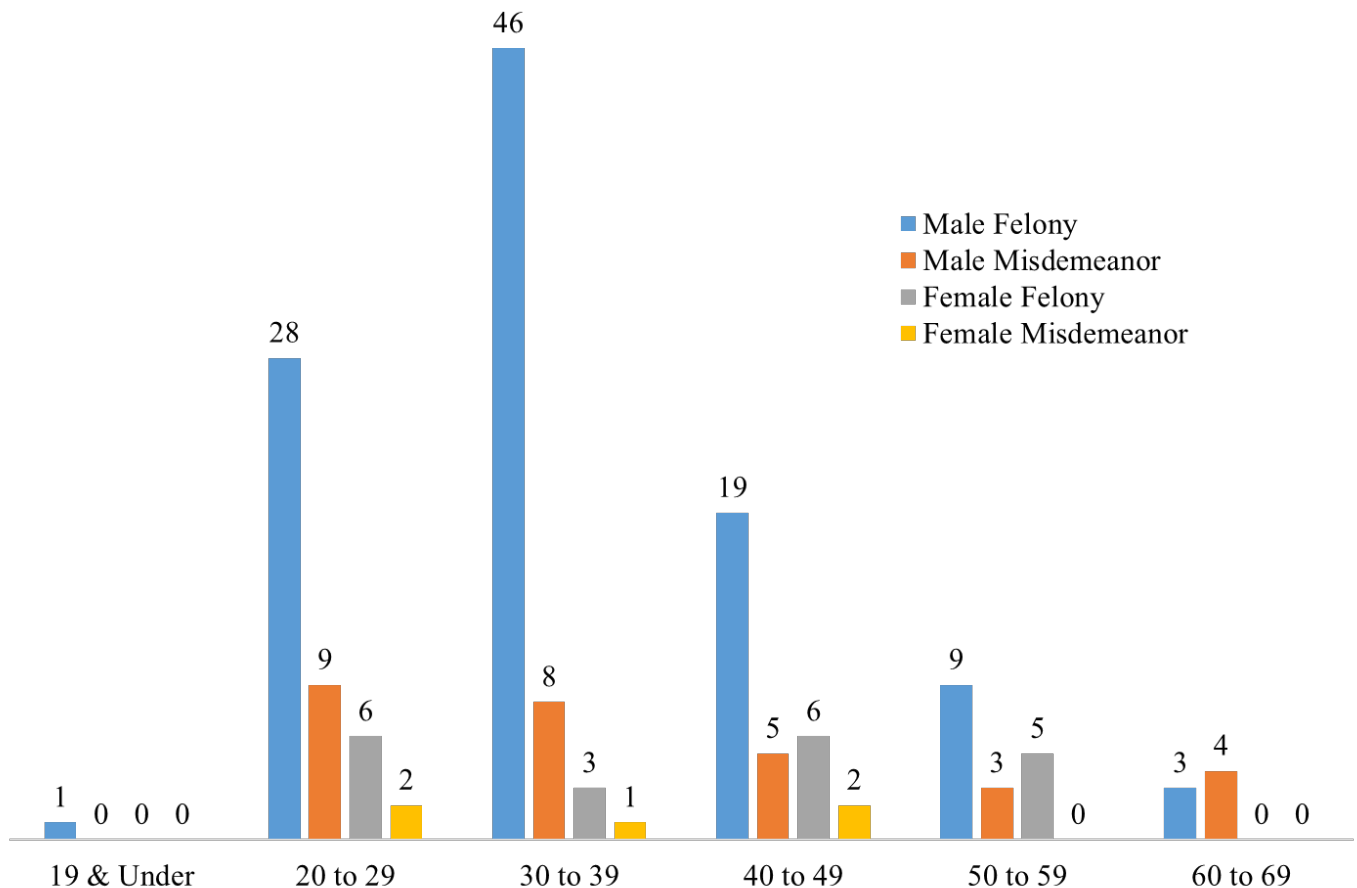
ADULT CASP LEVELS 2-5 INDIVIDUALS AND SUPERVISIONS RECEIVED

The chart below shows the number of individuals placed on CASP Levels 2-5 (electronic monitoring/home detention where credit time could be earned) supervision. If an individual was placed on CASP Levels 2-5 more than once or in more than one case, the individual is categorized by the highest level of convicted offense. Some individuals placed on CASP Levels 2-5 supervision are under supervision for more than one case.

	INDIVIDUALS RECEIVED					SUPERVISIONS RECEIVED				
	2018	2019	2020	2021	2022	2018	2019	2020	2021	2022
Misdemeanor	43	23	17	36	25	113	67	44	52	34
Felony	266	181	128	128	102	391	276	192	185	126
TOTAL	309	204	145	164	127	504	343	236	237	160

ADULT FELONY AND MISDEMEANOR CASP LEVELS 2-5 SUPERVISIONS RECEIVED BY SEX AND AGE

The table below indicates the number of CASP Levels 2-5 supervisions received in 2022 broken down by sex and age. This represents the characteristics of the individual at the time supervision began, which may be reported more than once if the individual was placed on CASP Levels 2-5 multiple times or in multiple cases.



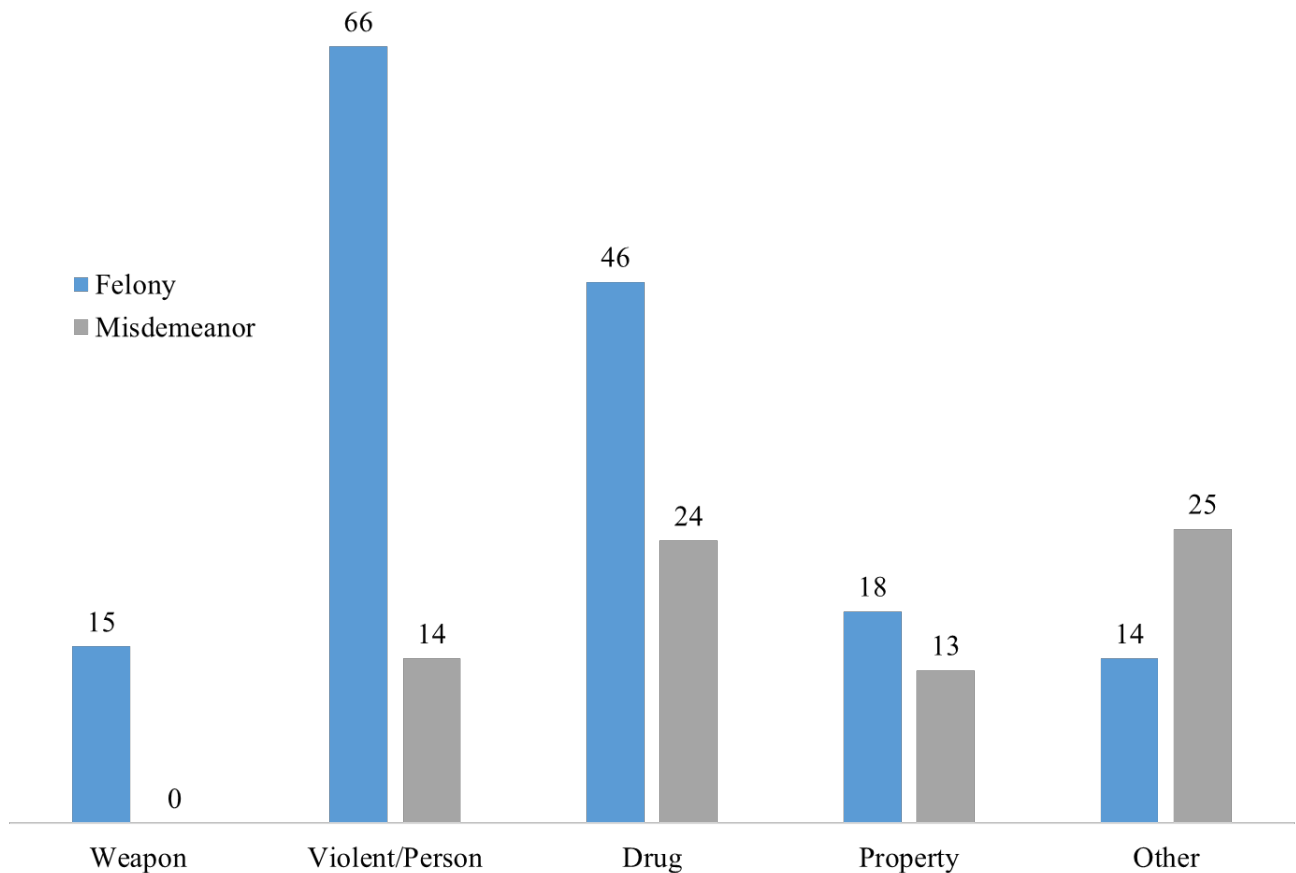
OFFENSE TYPES FOR ADULT CASP LEVELS 2-5 SUPERVISIONS RECEIVED

Some individuals placed on CASP Levels 2-5 are convicted of or charged with more than one offense. The table below illustrates the types of offenses for which an individual was placed on CASP Levels 2-5.

	2018	2019	2020	2021	2022
Weapon	16	25	24	11	15
Violent/Person	144	154	108	86	80
Drug	202	187	127	130	70
Property	122	122	73	71	31
Other	79	108	76	61	39
TOTAL	533	596	408	359	235

A full list of the offenses can be found in the appendix.

MISDEMEANOR AND FELONY OFFENSE TYPES FOR CASP LEVELS 2-5 SUPERVISIONS RECEIVED

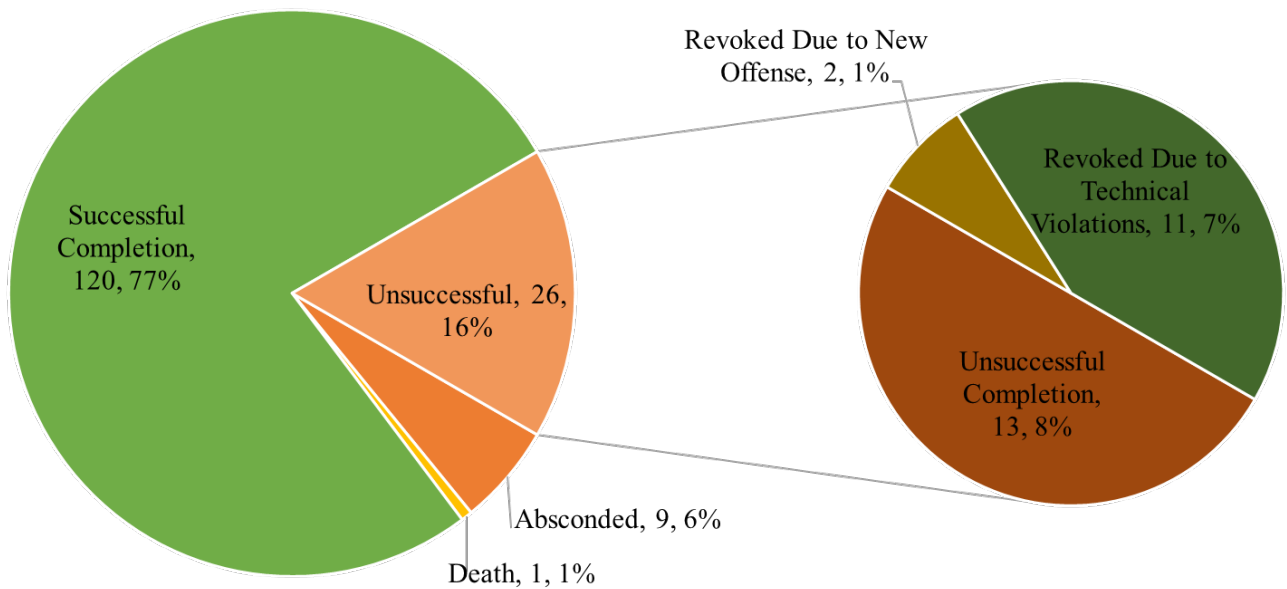


ADULT CASP LEVELS 2-5 SUPERVISIONS CLOSED

The following represents the number of adult CASP Levels 2-5 supervisions closed in 2022 by the type of discharge. Individuals could have been discharged from multiple supervisions in multiple cases and each case could have a different type of discharge depending on the final disposition ordered by a court.

	2018	2019	2020	2021	2022
Misdemeanor	89	70	46	43	30
Felony	344	246	198	169	126
TOTAL	433	316	244	212	156

TOTAL ADULT CASP LEVELS 2-5 SUPERVISIONS CLOSED



ADULT CASP LEVELS 6, 8, 9 INDIVIDUALS RECEIVED

	2018	2019	2020	2021	2022
Misdemeanor	1	3	0	5	8
Felony	18	29	13	14	22
TOTAL	19	32	13	19	30

ADULT CASP LEVELS 6, 8, 9 SUPERVISIONS RECEIVED

Age	Male		Female	
	Felony	Misdemeanor	Felony	Misdemeanor
Less than 20	0	0	1	0
20-29	9	3	3	0
30-39	13	4	0	0
40-49	4	1	0	0
50-59	5	3	0	0
60 and Above	2	0	0	0
TOTAL	33	11	4	0

OFFENSE TYPES FOR CASP LEVELS 6, 8, 9 SUPERVISIONS RECEIVED

Offenders placed on CASP Levels 6, 8, and 9 may be convicted of/charged with more than one offense.

	2018	2019	2020	2021	2022
Weapon	3	0	0	2	5
Violent/Person	34	67	23	13	39
Drug	3	27	4	17	8
Property	21	14	2	9	14
Other	11	29	15	6	16
TOTAL	72	137	44	47	82

A full list of the offenses can be found in the appendix.

ADULT CASP LEVELS 6, 8, 9 SUPERVISIONS CLOSED

	Felony					Misdemeanor				
	2018	2019	2020	2021	2022	2018	2019	2020	2021	2022
Absconded	2	5	0	0	0	0	1	1	0	0
Successful Completion	16	13	22	18	18	2	4	1	5	6
Unsuccessful Completion	0	7	11	4	5	0	7	4	1	3
Revoked Due to Technical Violations	0	0	0	0	1	0	0	0	0	0
Revoked Due to New Offense	0	0	0	0	0	0	0	0	0	0
TOTAL	18	25	33	22	24	2	12	6	6	9

ADULT CASP LEVEL 7 INDIVIDUALS RECEIVED

	2018	2019	2020	2021	2022
Misdemeanor	6	17	11	23	30
Felony	16	43	33	29	45
TOTAL	22	60	44	52	75

ADULT CASP LEVEL 7 SUPERVISIONS RECEIVED

Age	Male		Female	
	Felony	Misdemeanor	Felony	Misdemeanor
20-29	9	11	1	4
30-39	14	8	5	2
40-49	12	10	7	3
50-59	6	3	2	4
60 & Above	6	2	0	0
TOTAL	47	34	15	13

OFFENSE TYPES FOR CASP LEVEL 7 SUPERVISIONS RECEIVED

Individuals placed on CASP Level 7 may be convicted of/charged with more than one offense.

	2018	2019	2020	2021	2022
Weapon	0	0	0	0	2
Violent/Person	9	35	27	14	28
Drug	23	67	54	59	74
Property	4	8	12	3	7
Other	11	32	31	31	26
TOTAL	47	142	124	107	137

A full list of the offenses can be found in the appendix.

ADULT CASP LEVEL 7 SUPERVISIONS CLOSED

	Felony					Misdemeanor				
	2018	2019	2020	2021	2022	2018	2019	2020	2021	2022
Absconded	0	0	6	0	1	0	3	1	2	3
Successful Completion	20	23	30	31	33	9	22	27	27	29
Unsuccessful Completion	2	9	12	8	10	3	2	9	7	4
Revoked Due to Technical Violations	3	2	2	0	2	1	0	0	0	0
Revoked Due to New Offense	0	1	2	0	0	0	0	1	0	0
TOTAL	25	35	52	39	46	13	27	38	36	36

ADULT CASP LEVEL 10 INDIVIDUALS AND SUPERVISIONS RECEIVED

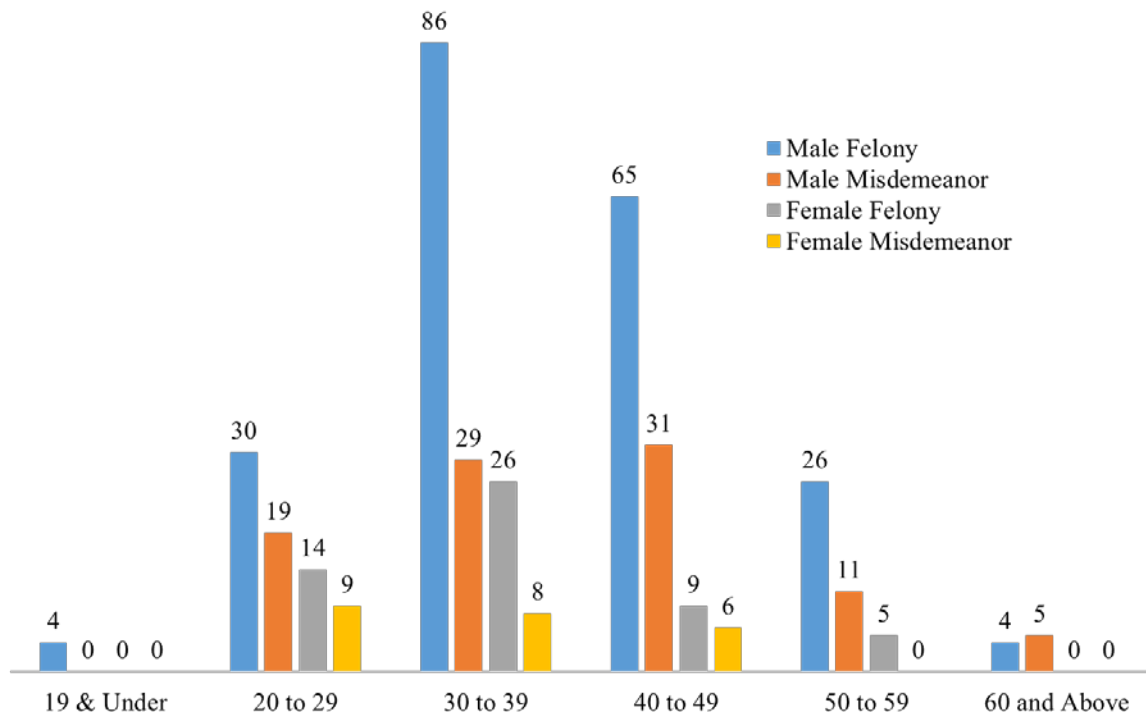
CASP Level 10 (day reporting) participants must report to Community Corrections daily, Monday through Friday, to check in and be tested for alcohol. CASP Level 10 participants are also subject to drug tests, but have no required curfew or other restrictions on their day-to-day freedom. Courts may place individuals directly on CASP Level 10 supervision. CASP Level 10 supervision is most often used as a condition of pre-trial release or a condition of probation supervision.

The chart below shows the number of individuals placed on CASP Level 10 supervision in 2022. If an individual was placed on CASP Level 10 more than once or in more than one case, the individual is categorized by the highest level of referred offense. Individuals may be placed on CASP Level 10 multiple times or in multiple cases.

	INDIVIDUALS RECEIVED					SUPERVISIONS RECEIVED				
	2018	2019	2020	2021	2022	2018	2019	2020	2021	2022
Misdemeanor	95	101	36	87	82	225	438	203	150	118
Felony	283	412	221	177	155	426	735	385	302	269
TOTAL	378	513	257	264	237	651	1,173	588	452	387

ADULT FELONY AND MISDEMEANOR CASP LEVEL 10 SUPERVISIONS RECEIVED BY SEX AND AGE

The table and chart below indicates the number of CASP Level 10 supervisions received in 2022, both felony and misdemeanor, broken down by sex and age. This represents the characteristics of the individual at the time supervision began, which may be reported more than once if the individual was placed on CASP Level 10 multiple times or in multiple cases.



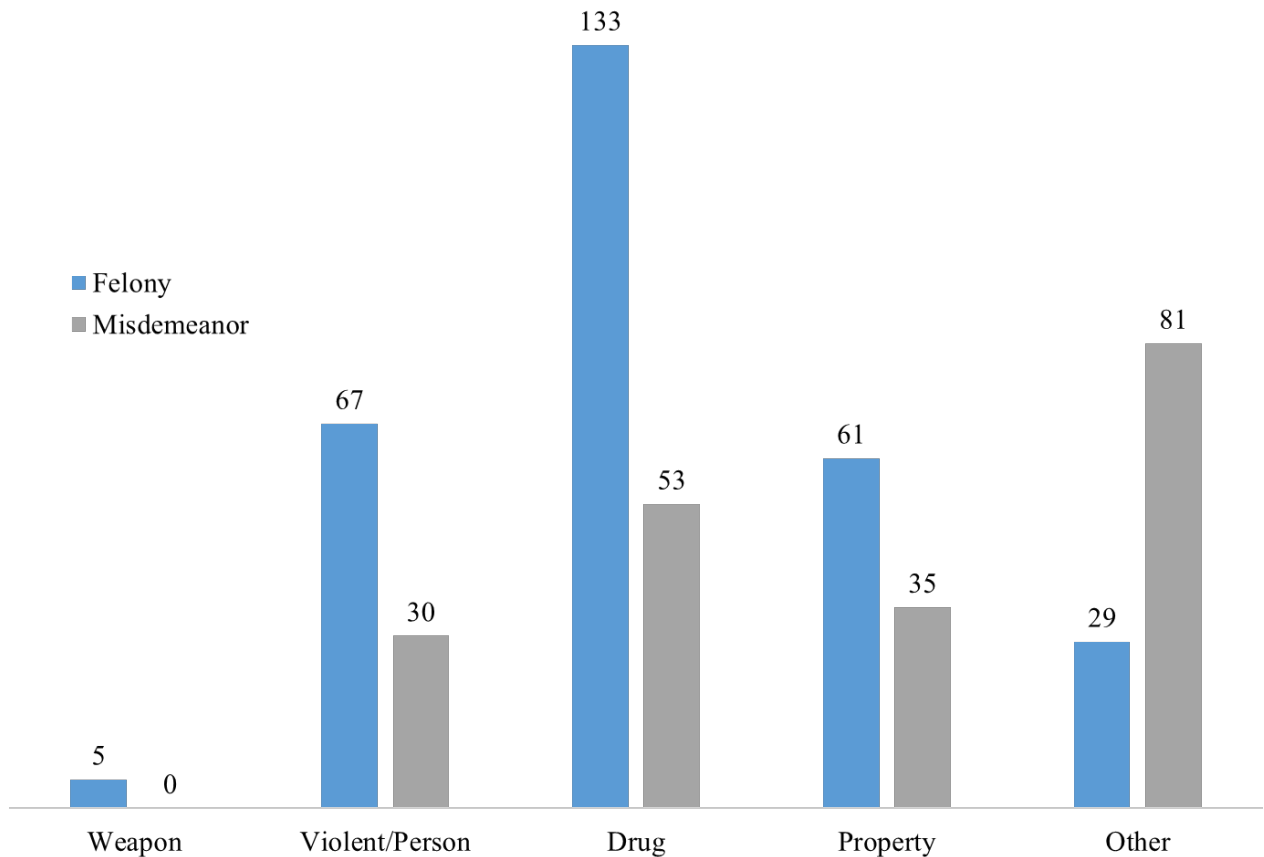
OFFENSE TYPES FOR ADULT CASP LEVEL 10 SUPERVISIONS RECEIVED

Some individuals placed on CASP Level 10 supervision are convicted of or charged with more than one offense. The table and chart below illustrate the types of offenses for which an individual was placed on CASP Level 10 supervision.

	2018	2019	2020	2021	2022
Weapon	20	24	15	15	5
Violent/Person	152	268	162	110	97
Drug	329	669	293	304	186
Property	223	382	186	131	96
Other	164	369	187	125	110
TOTAL	888	1,712	843	685	494

A full list of the offenses can be found in the appendix.

MISDEMEANOR AND FELONY OFFENSE TYPES FOR CASP LEVEL 10 SUPERVISIONS RECEIVED

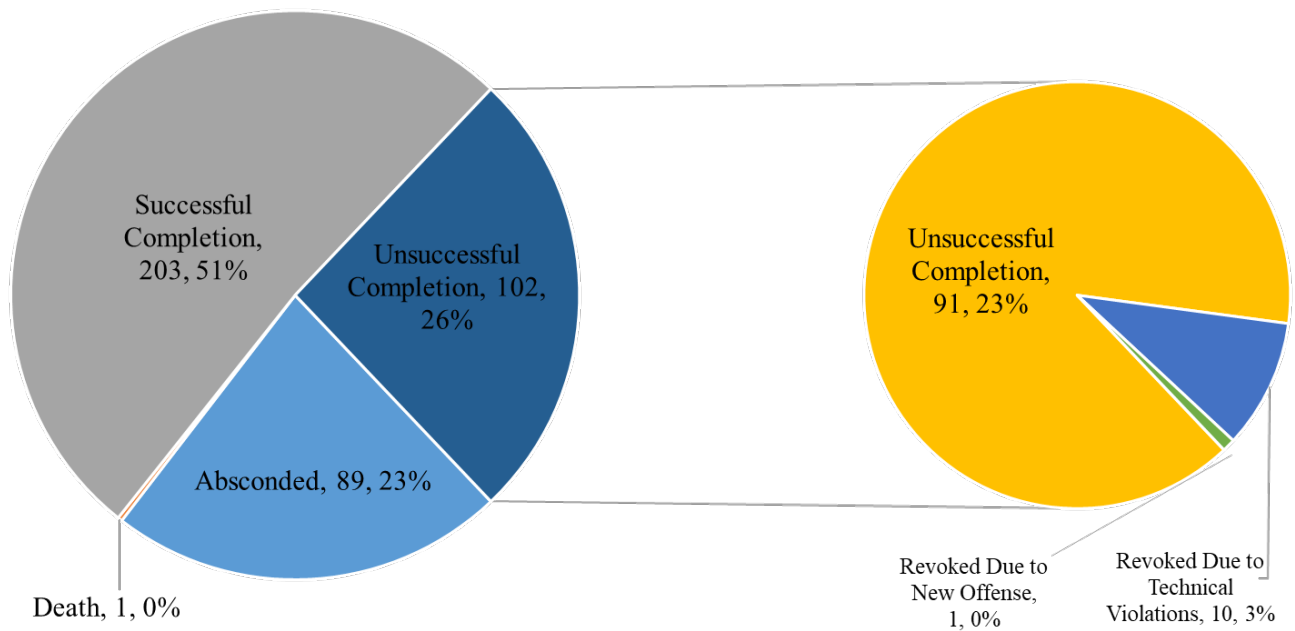


ADULT CASP LEVEL 10 SUPERVISIONS CLOSED

The following represents the number of adult CASP Level 10 supervisions closed in 2022 by the type of discharge. Individuals could have been discharged from multiple supervisions in multiple cases and each case could have a different type of discharge depending on the final disposition given by a court.

	2018	2019	2020	2021	2022
Misdemeanor	229	396	233	151	120
Felony	427	647	401	319	275
TOTAL	656	1,043	634	470	395

TOTAL ADULT CASP LEVEL 10 SUPERVISIONS CLOSED



ADULT CASP LEVELS 11-12 INDIVIDUALS AND SUPERVISIONS RECEIVED

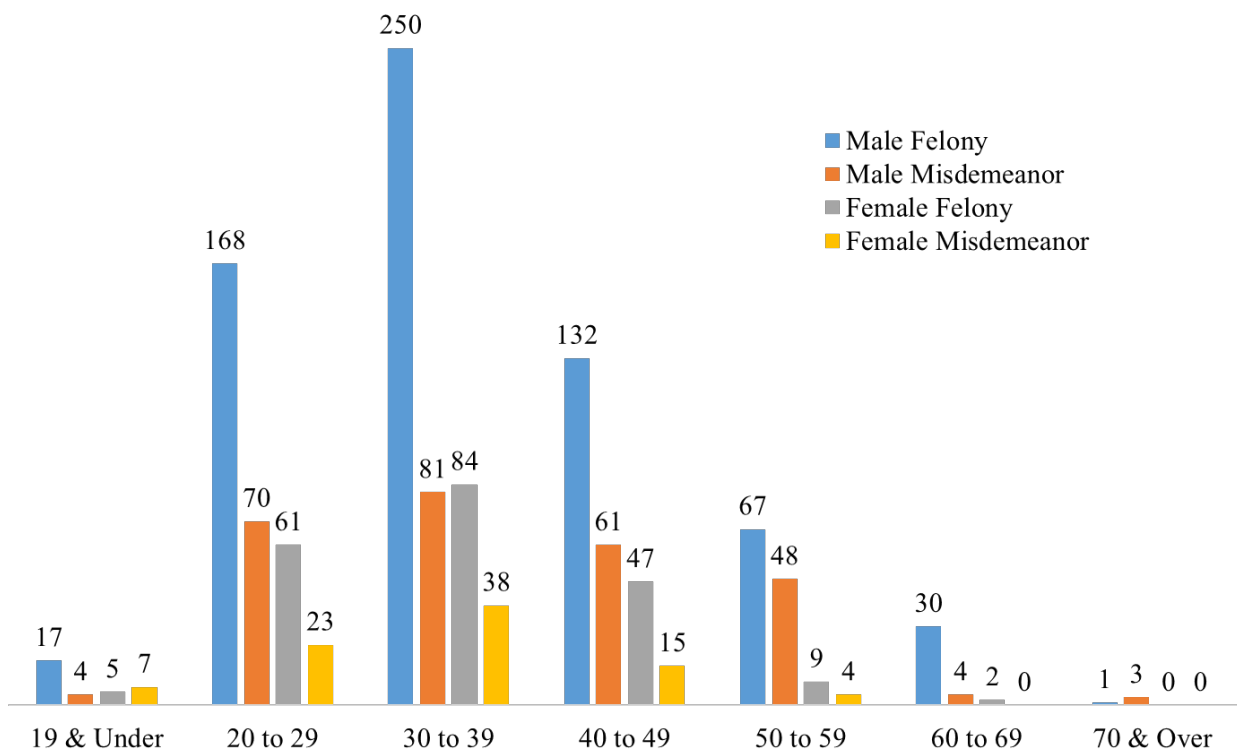
CASP Levels 11-12 (pretrial monitoring) participants must report as needed for case management or kiosk reporting. Courts typically place individuals on CASP Levels 11-12 during the pretrial period while their case is being processed.

The chart below shows the number of individuals placed on CASP Levels 11-12 in 2022. If an individual was placed on CASP Levels 11-12 more than once or in more than one case, the individual is categorized by the highest level of referred offense. Individuals may be placed on CASP Levels 11-12 multiple times or in multiple cases.

	INDIVIDUALS RECEIVED					SUPERVISIONS RECEIVED				
	2018	2019	2020	2021	2022	2018	2019	2020	2021	2022
Misdemeanor	115	139	76	164	213	265	533	265	302	358
Felony	712	817	451	528	613	948	1,304	666	771	873
TOTAL	827	956	527	692	826	1,213	1,837	931	1,073	1,231

ADULT FELONY AND MISDEMEANOR CASP LEVELS 11-12 SUPERVISIONS RECEIVED BY SEX AND AGE

The table and chart below indicates the number of CASP Levels 11-12 supervisions received in 2022, both felony and misdemeanor, broken down by sex and age. This represents the characteristics of the individual at the time supervision began, which may be reported more than once if the individual was placed on CASP Levels 11-12 multiple times or in multiple cases.



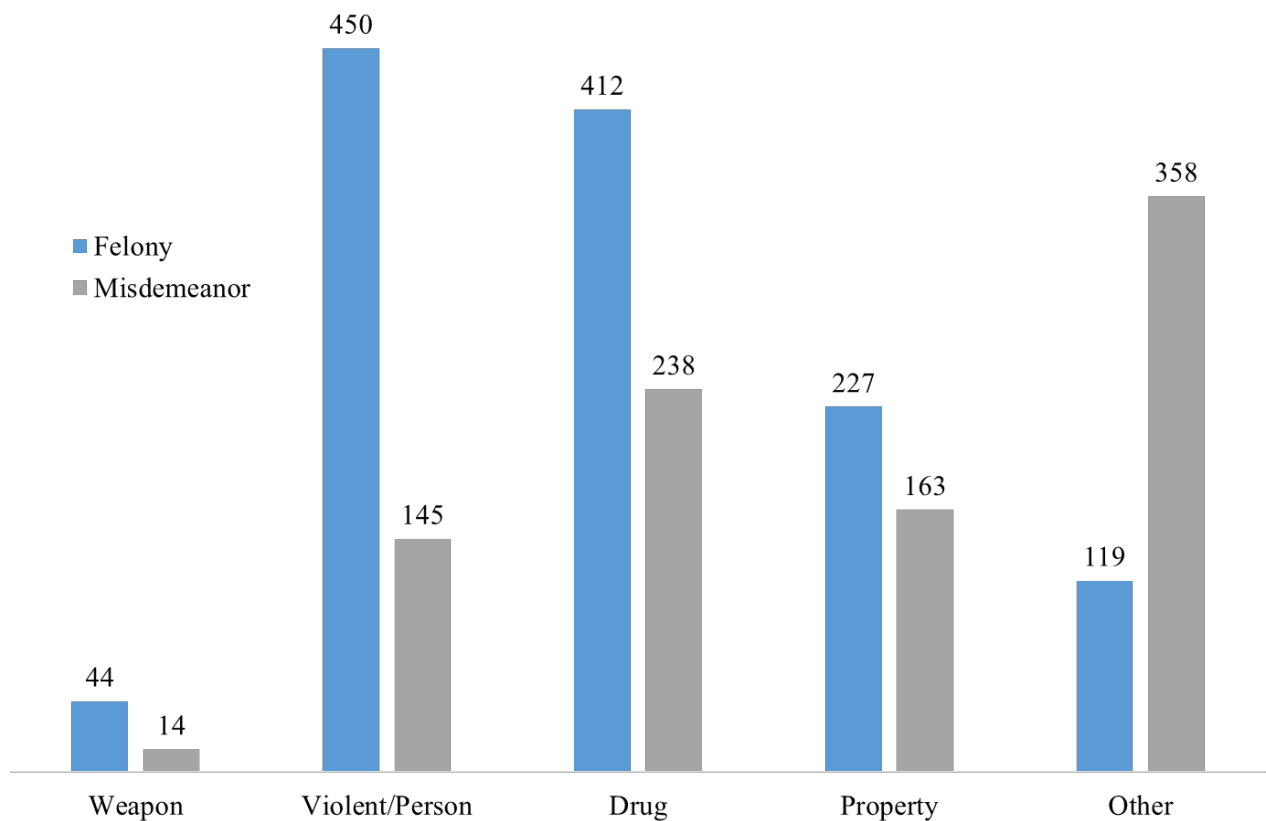
OFFENSE TYPES FOR ADULT CASP LEVELS 11-12 SUPERVISIONS RECEIVED

Some individuals placed on CASP Levels 11-12 supervision charged with more than one offense. The table and chart below illustrate the types of offenses for which an individual was placed on CASP Levels 11-12 supervision.

	2018	2019	2020	2021	2022
Weapon	67	59	61	67	58
Violent/Person	582	673	505	558	595
Drug	869	1,071	629	719	650
Property	571	504	305	374	390
Other	458	575	398	479	477
TOTAL	2,547	2,882	1,898	2,197	2,170

A full list of the offenses can be found in the appendix.

MISDEMEANOR AND FELONY OFFENSE TYPES FOR CASP LEVELS 11-12 SUPERVISIONS RECEIVED

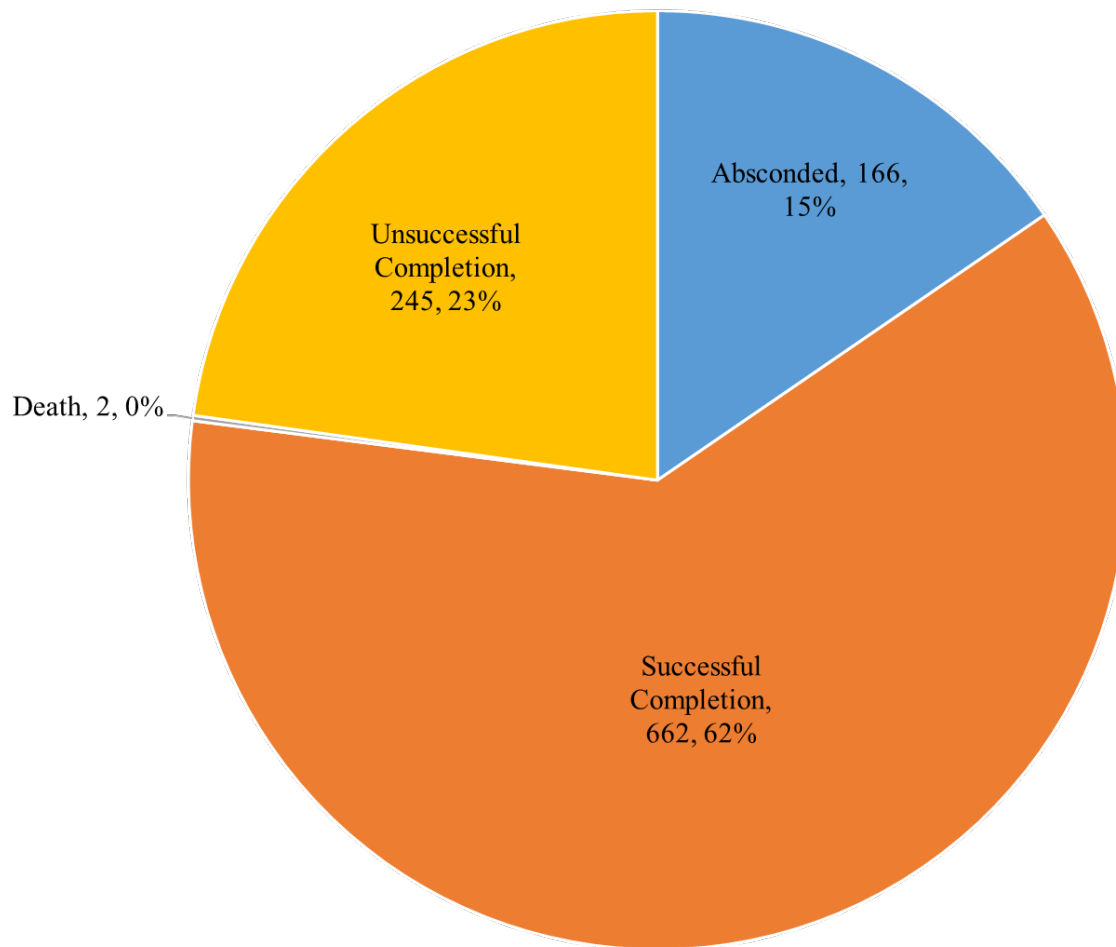


ADULT CASP LEVELS 11-12 SUPERVISIONS CLOSED

The following represents the number of adult CASP Levels 11-12 supervisions closed in 2022 by the type of discharge. Individuals could have been discharged from multiple supervisions in multiple cases and each case could have a different type of discharge depending on the final disposition ordered by a court.

	2018	2019	2020	2021	2022
Misdemeanor	227	481	307	285	332
Felony	787	1,131	707	714	743
TOTAL	1,014	1,612	1,014	999	1,075

TOTAL ADULT CASP LEVELS 11-12 SUPERVISIONS CLOSED



JUVENILE HOME DETENTION INDIVIDUALS & SUPERVISIONS RECEIVED

Community Corrections supervises juveniles placed on home detention (electronic monitoring). The juvenile's whereabouts are restricted by the supervising probation officer or by a court's order. The chart below shows the number of individual juveniles placed on home detention supervision. Juveniles may have been placed on home detention multiple times or in multiple cases.

	INDIVIDUALS RECEIVED					SUPERVISIONS RECEIVED				
	2018	2019	2020	2021	2022	2018	2019	2020	2021	2022
Delinquency	19	21	11	7	22	29	31	15	8	35
Status	1	1	0	0	2	1	1	0	0	2
TOTAL	20	22	11	7	24	30	32	15	8	37

JUVENILE DELINQUENCY AND STATUS HOME DETENTION SUPERVISIONS RECEIVED BY SEX AND AGE

	Male		Female	
	Delinquency	Status	Delinquency	Status
13	1	0	0	1
14	6	1	2	0
15	6	0	3	0
16	1	0	3	0
17	8	0	0	0
18 and Up	5	0	0	0
TOTAL	27	1	8	1

OFFENSE TYPES FOR JUVENILE HOME DETENTION SUPERVISIONS RECEIVED

	2018	2019	2020	2021	2022
Weapon	3	0	2	1	9
Violent/Person	21	12	3	2	8
Drug	12	6	11	2	3
Property	16	11	10	2	15
Other	8	17	6	7	10
Status	3	5	2	0	5
TOTAL	63	51	34	14	50

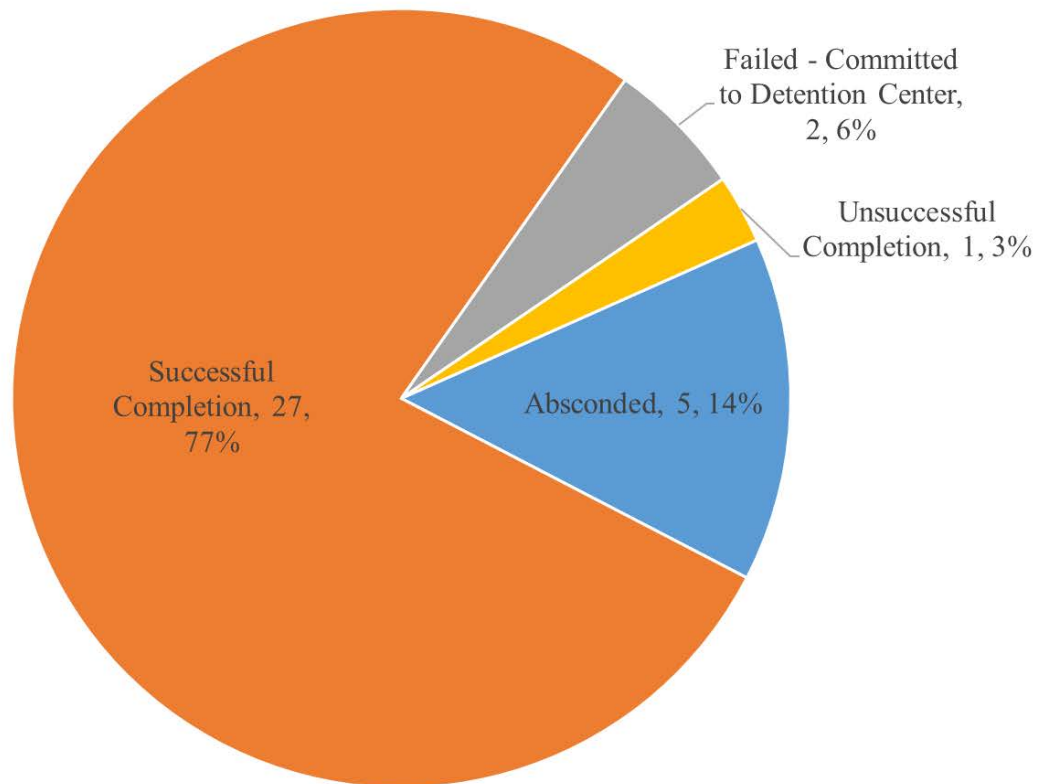
A full list of the offenses can be found in the appendix.

JUVENILE HOME DETENTION SUPERVISIONS CLOSED

The following represents the number of juvenile home detention supervisions closed in 2022 by the type of discharge. Juveniles could have been discharged from multiple supervisions in multiple cases and each case could have a different type of discharge depending on the final disposition given by a court.

	2018	2019	2020	2021	2022
Delinquency	24	34	20	6	33
Status	1	1	0	0	2
TOTAL	25	35	20	6	35

TOTAL JUVENILE HOME DETENTION SUPERVISIONS CLOSED



PRETRIAL SERVICES PROGRAM

In 2014, the Indiana Supreme Court authorized the development of a pretrial release pilot project. Eleven (11) Indiana counties, including Monroe County, were part of the pretrial release pilot project. The Monroe County Pretrial Pilot Project officially started October 1, 2016.

Indiana Criminal Rule 26 was the foundation for the 11 Indiana counties participating in the Pretrial Pilot Project. Criminal Rule 26 was codified in Indiana law (IC 35-31.5-2-121.5 et. seq.) and became effective for all Indiana courts January 1, 2020. Criminal Rule (CR) 26 is intended to improve pretrial practices in Indiana by encouraging trial judges to engage in evidence-based decision making at the pretrial stage. The Rule encourages trial courts to use risk assessment results and other relevant information about arrestees to determine if the individual presents a substantial risk of flight or danger to self or others in the community; thereby, informing release decisions and release conditions. With the statewide implementation of Criminal Rule 26 on January 1, 2020, Monroe County changed the name of the program to reflect that it is no longer a “pilot program.” The program is now entitled the “Monroe County Pretrial Services Program.” Monroe County’s Pretrial Services Program is integrated into the Community Corrections division of the Probation Department.

The mission of the Pretrial Services Program is to assist the court in making pretrial release decisions that are prompt and equitable for all defendants regardless of ability to pay bail and provide information to the court that will maximize the court’s ability to determine effective release conditions that promote community safety.

Prior to the commencement of the Monroe County Pretrial Services Program, individuals who were arrested and booked into the county jail were only released subject to an established bail bond schedule set by the local courts. This meant that those who could afford to pay monetary bail were released immediately and those that could not afford to pay remained in jail until they appeared before a judge for an Initial Hearing. Prior to the program, the courts had limited information when making release decisions. These practices resulted in a jail that was primarily housing pretrial defendants and these same defendants were at risk of losing, or had already lost, jobs, family and peer relationships, pro-social connections, and financial support.

With the establishment of the Pretrial Services Program (hereafter “Program”), Monroe County has not only implemented pretrial best practices but has defined the pretrial target population as broadly as possible. One unique aspect of the Program is that even those defendants released from jail on a bond prior to appearing before the judge for the Initial Hearing are still subject to a pretrial assessment so that all defendants are treated the same regardless of ability to pay. The target population for the Program includes all defendants that are booked into the Monroe County Jail with a new criminal offense and are not currently under any type of community supervision in Monroe County.

The Program utilizes many evidence-based practices in order to provide defendants with appropriate and effective interventions. The Program has adopted the Essential Elements of an Effective Pretrial Release Agency as defined by the National Institute of Corrections which are research based principles that have been incorporated into local pretrial services policy. One of the essential elements of the Program is the use of risk based conditions and differential pretrial supervision. Monroe County uses the Indiana Risk Assessment System-Pretrial Assessment Tool (IRAS-PAT) which has been validated by researchers to our local target population and demonstrates an overall good to excellent predictive rate for pretrial misconduct. Monroe County judges use the IRAS-PAT result as well as the pretrial probation officers’ assessment summary to make release decisions that are evidence driven.

Monroe County monitors pretrial defendants based on assessed risk level and provides a range of monitoring options including non-reporting status, face-to-face appointments with a pretrial probation officer, and electronic monitoring.

The morning of the defendant's Initial Hearing (IH) before the court, Pretrial Services probation officers meet with the defendants to gather information for the Pretrial Services Report (PSR). The PSR is filed with the court Monday through Friday by 12:00 noon so that the report is available to the judge, as well as Prosecuting Attorney and Public Defender (who are both present for the IH) prior to the 2:00 PM daily IHs so that a meaningful first appearance for the defendants can be conducted.

At the IH, the court may order a pretrial defendant to be monitored on a level of community corrections programming while awaiting the disposition of the defendant's criminal case. All defendants who are assessed by the pretrial probation officers receive telephonic and text court reminders. Defendants receive a phone call reminder two days prior to every court hearing and a text message one day prior to every hearing. All defendants receive telephonic and text court reminders until disposition of their case.

Pretrial probation officers are responsible for monitoring any defendants the court orders to pretrial release through a variety of services such as case management, daily reporting, and/or electronic monitoring. Defendants' supervision level determines the length of time they are subject to additional conditions beyond just court reminder calls and texts. The supervision level is determined by the IRAS-PAT risk and the type of offense. Defendants who have a low supervision level are subject to additional conditions for 30 days; moderate supervision level lasts 60 days; and high supervision level lasts 90 days. At any time, the court could order early termination of case management, modification of case management conditions, or extend a defendant's case management conditions.

Defendants who are ordered to active monitoring receive a variety of services including voluntary referrals to social services agencies such as substance abuse treatment facilities, education and employment assistance, and physical/mental health treatment. Pretrial probation officers are also trained in the use of evidence based practice cognitive interventions which are utilized during monitoring appointments. Interventions include Carey Guides and Bits, Change Companies interactive journaling, thinking reports, Effective Practices in Community Supervision (EPICS), and sanctions and incentives.

In 2022, 1,558 individuals in 2,005 cases began receiving some type of pretrial service. All were receiving telephone calls/texts to remind them of their next court appearance and other appointments. Pretrial monitoring was ordered for 742 individuals in 953 cases and staff conducted court ordered drug testing on 89 of these individuals. Only 31 individuals were ordered to pretrial home detention, which is only 1.5% of the pretrial population receiving services in 2022.

Performance measures from October 1, 2016 (start of Monroe County Pretrial Services Program) to December 31, 2022 (most recent data analysis):

- Pretrial Services Program has assessed 11,371 defendants.
- Defendants have an overall appearance rate of 92.5% to all of their court hearings in each case.
- The overall safety rate (based on the percentage of monitored defendants who have completed their pretrial period and were not charged with a new offense during their entire pretrial period) is **76.7%**.
- The overall success rate (based on the percentage of monitored defendants who have completed their pretrial period and did not have a court filed technical violation, did not fail to appear for court, and were not arrested for a new offense during their pretrial period) is **63.8%**.

Since the Pretrial Services Program's inception, there has been a local stakeholder committee that meets regularly with representation from a variety of disciplines including judges, probation officers, community corrections staff, prosecutors, public defenders, jail leadership, local law enforcement, and members of the county council.

In September 2020, the Monroe Circuit Court Pretrial Services Program was granted certification through the Indiana Office of Court Services (IOCS) to deliver services as a certified pretrial entity. The IOCS awarded the Pretrial Services Program full certification in April 2021. This certification is valid for three (3) years.

Monroe County Pretrial Services has been involved in multiple research projects over the last several years. As part of Indiana's Pretrial Pilot Project, Monroe County Pretrial Services Program participated in research to help validate the use of the IRAS-Pretrial Assessment Tool and the pretrial process in general. In 2022 specifically, Monroe County Pretrial Services was involved in two research projects, both conducted through George Mason University. The goal of the first study was to look at the effectiveness of drug testing requirements on pretrial defendants and examine the effectiveness of supervision strategies for defendants with self-reported substance use issues. The second study explored what factors help defendants succeed during pretrial supervision and how pretrial services can better address defendants' needs.

At the end of 2022, the Pretrial Services Program was comprised of a director and five (5) line probation officers.

The information in the following sections represents the suggested measures from *A Framework for Pretrial Justice: Essential Elements of an Effective Pretrial System and Agency* published by the National Institute of Corrections in February 2017.

PRETRIAL ASSESSMENTS COMPLETED

The chart below shows the number of individuals assessed for pretrial risk in the target population. Risk level is measured by the Indiana Risk Assessment System – Pretrial Assessment Tool (IRAS-PAT). The target population consists of any individual not currently under community supervision (probation/community corrections) at the time of arrest who is booked in to the Monroe County Jail charged with committing a felony or misdemeanor offense.

The target population includes defendants who bond out of jail before meeting with a Pretrial Probation Officer for assessment. Prior to bonding out of jail, such defendants sign a promise to appear in the Probation Department office the next business day to complete a pretrial assessment which is the same assessment used for defendants who were not able to bond out of jail.

	ASSESSMENTS COMPLETED				
	2018	2019	2020	2021	2022
Misdemeanor	1,288	1,462	844	737	736
Felony	808	849	678	652	758
TOTAL	2,096	2,311	1,522	1,389	1,494

*The Pretrial Service Program started October 1, 2016.

RECOMMENDATION RATE

The table below indicates the recommendation rate, which is based on a Pretrial Probation Officer's information gathering after initial arrest of a defendant. An interview of the defendant is conducted in order to obtain information to score a pretrial risk assessment. The result of the risk assessment is applied to the locally approved release protocol that creates a recommendation based on the defendant's pretrial risk and the instant offense. The recommendation rate indicates the percentage of time the Pretrial Probation Officer's recommendation aligns with the release protocol. Typically, no recommendation is given when a defendant fails to attend the interview, is unable to provide necessary information during the interview, or refuses to participate in an interview.

	RECOMMENDATION RATE				
	2018	2019	2020	2021	2022
Recommendation Rate	99.2%	99.0%	96.9%	96.8%	95.9%

CONCURRENCE RATE

The following table shows the concurrence rate which is calculated by whether the initial pretrial monitoring level ordered by a court upon release corresponds with the Pretrial Probation Officer's recommendation, which is based on the local approved protocol according to assessed risk and level of instant offense.

	CONCURRENCE RATE				
	2018	2019	2020	2021	2022
Monitoring Level Agrees with Recommendation	83.1%	83.2%	74.9%	81.6%	83.5%
Monitoring Level Lower than Recommendation	3.0%	3.7%	17.6%	9.2%	7.1%
Monitoring Level Higher than Recommendation	11.9%	12.4%	6.8%	8.3%	8.6%
Other (Pled Guilty, No Charge, Dismissed, etc.)	2.0%	0.7%	0.7%	0.9%	0.8%

APPEARANCE RATE BY RISK LEVEL

The following indicates the appearance rate for defendants by risk level. The appearance rate is calculated based on the year in which the hearing occurred for those who have completed their pretrial period. The percentage is based on the number of court appearances attended by pretrial defendants.

	APPEARANCE RATE				
	2018	2019	2020	2021	2022
High Risk	87.3%	86.6%	91.2%	88.1%	84.5%
Moderate Risk	91.3%	91.3%	94.8%	92.6%	89.3%
Low Risk	95.5%	96.6%	97.2%	97.6%	93.0%
OVERALL	92.0%	92.5%	94.9%	92.9%	89.4%

SAFETY RATE BY RISK LEVEL

The chart below shows the safety rate for defendants by risk level. The safety rate is based on the percentage of monitored defendants who have completed their pretrial period in the year listed below and were not charged with a new offense over the entire pretrial period.

	SAFETY RATE				
	2018	2019	2020	2021	2022
High Risk	52.4%	54.2%	55.8%	60.1%	52.8%
Moderate Risk	73.2%	69.1%	72.0%	67.9%	67.5%
Low Risk	89.4%	91.2%	87.6%	89.4%	88.7%
OVERALL	77.2%	76.5%	76.6%	74.5%	72.3%

SUCCESS RATE BY RISK LEVEL

The chart below shows the success rate for defendants by risk level. The success rate is based on the percentage of monitored defendants who have completed their pretrial period in the year listed below and who: (1) do not have court-filed technical violations of the conditions of their release, (2) appear for all scheduled court appearances; and (3) are not arrested for a new offense during the pretrial period.

	SUCCESS RATE				
	2018	2019	2020	2021	2022
High Risk	37.8%	30.2%	39.5%	37.2%	31.0%
Moderate Risk	57.2%	54.5%	53.8%	51.2%	48.6%
Low Risk	81.9%	84.5%	81.5%	82.7%	78.6%
OVERALL	65.0%	63.9%	64.0%	60.4%	56.0%

AVERAGE LENGTH OF STAY IN JAIL BY RISK LEVEL

The following shows the average length of stay in jail for defendants by risk level. The length of stay is based on the initial jail stay after arrest and only includes released defendants.

Length of stay is calculated by date booked in and date booked out of jail. For example, a defendant may have been booked in at 11:00 PM on a Tuesday and bonded out of jail at 2:00 AM the next day Wednesday, but the jail stay will be calculated as two (2) days even through the time spent in jail custody was three (3) actual hours.

	AVERAGE LENGTH OF STAY IN DAYS				
	2018	2019	2020	2021	2022
High Risk	16.2	16.9	23.0	27.0	25.8
Moderate Risk	11.3	13.2	16.9	15.3	13.6
Low Risk	3.4	3.5	7.0	10.6	9.8
OVERALL	8.7	9.4	14.3	15.5	14.0

RELEASE RATE

The table below indicates the release rate by risk level. The release rate is based on the percentage of defendants who are released prior to disposition of their case. The rate is reported in the year in which their case is disposed and the pretrial period has ended.

	RELEASE RATE				
	2018	2019	2020	2021	2022
High Risk	79.0%	85.3%	92.2%	91.4%	88.8%
Moderate Risk	92.8%	94.3%	93.6%	95.5%	95.4%
Low Risk	98.7%	98.8%	98.4%	97.6%	97.6%
OVERALL	94.2%	95.7%	95.8%	95.8%	95.1%

ADULT COMMUNITY TRANSITION PROGRAM OFFENDERS RECEIVED

The Community Transition Program (CTP), as defined in Indiana law (IC 11- 8-1-5.) is the assignment by the court of a court -committed individual from the Indiana Department of Correction (IDOC) to a Community Corrections program.

The purpose of the CTP is to facilitate the successful reintegration of individuals returning to the community after serving a sentence in a state prison. The individual may be placed on CTP for 60 to 180 days, depending on the individual's highest level (most serious) convicted offense, in order to complete the individual's prison sentence in the person's county of residence. This early transition from prison provides structure, supervision, and support for the individual to encourage successful reentry to the community.

In Monroe County, individuals assigned to CTP are generally placed on community corrections supervision, typically Community Alternative Supervision Program (CASP) Levels 2-5 (Home Detention). Some are also accepted into the Reentry Court Program.

Only felony offenders may be sent to the IDOC, thus the highest level of offense for each offender participating in CTP will be a felony. There were six (6) individuals on CTP supervision in 2022.

OFFENSE TYPES FOR ADULT COMMUNITY TRANSITION PROGRAM SUPERVISIONS RECEIVED

Some individuals placed on Community Transition Program (CTP) supervision are convicted of or charged with more than one offense. The table and chart below illustrate the types of offenses for which an individual was placed on CTP supervision.

	2018	2019	2020	2021	2022
Weapon	1	0	0	1	2
Violent/Person	1	1	0	0	1
Drug	9	3	9	2	2
Property	5	4	2	6	3
Other	1	0	4	0	0
TOTAL	17	9	15	9	8

A full list of the offenses can be found in the appendix.

ADULT COMMUNITY TRANSITION PROGRAM SUPERVISIONS CLOSED

Individuals completing the CTP could have been discharged from multiple supervisions in multiple cases and each case could have a different type of discharge depending on the final disposition given by a court. There were ten (10) felony supervisions closed in 2022 and all ten (10) were closed successfully.

COMMUNITY SERVICE PROGRAM

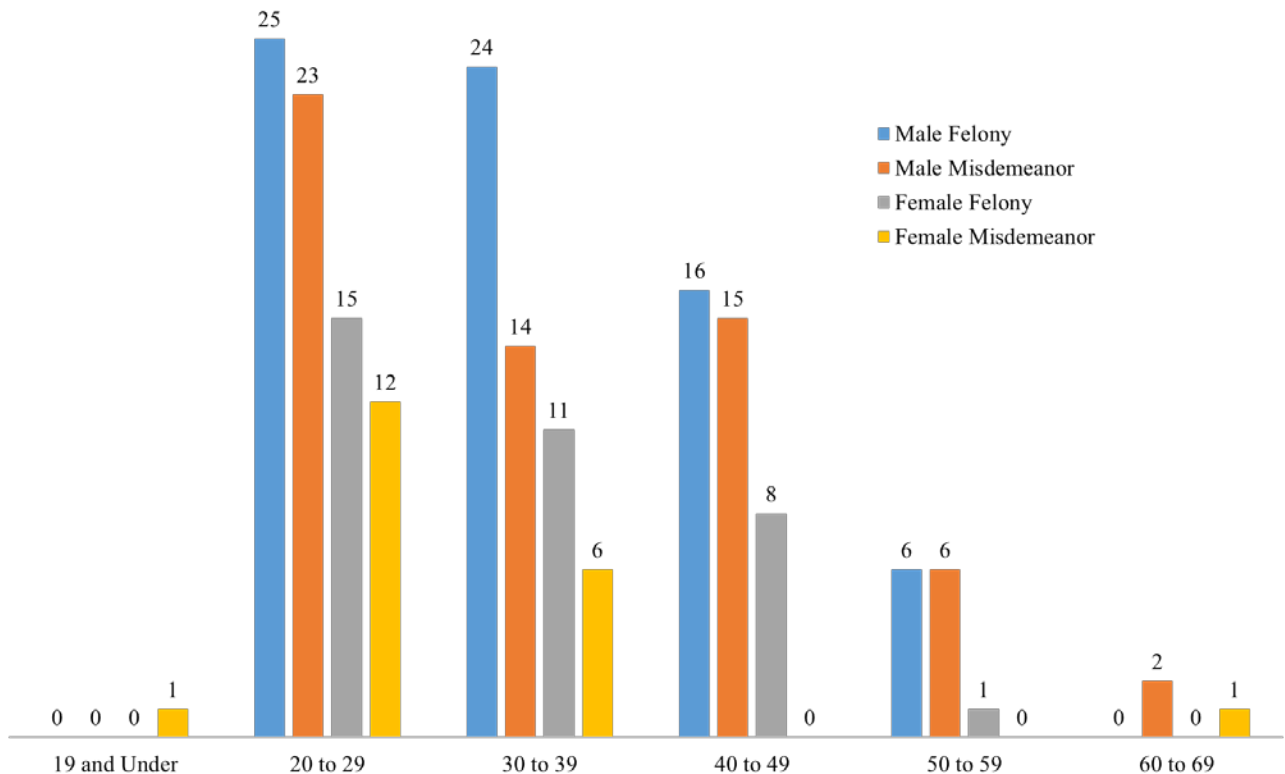
The Community Service Program is comprised of the Public Restitution Program. The Road Crew Program was formerly a part of the Community Services Program, however the Road Crew Program officially ended August 11, 2018 due to budget constraints. Special Road Crew sessions may be held for events such as the annual Little 500 event.

Public Restitution Program participants are assigned to a local non-profit or government agency to complete the community service hours required by a court and/or required as a condition of community supervision.

The chart below shows the number of individuals referred for community service in 2022 (Public Restitution only, no Road Crew events were held). Individuals may have been referred multiple times or in multiple cases.

	INDIVIDUALS REFERRED					REFERRALS RECEIVED				
	2018	2019	2020	2021	2022	2018	2019	2020	2021	2022
Misdemeanor	536	380	170	138	77	562	404	188	143	80
Felony	184	175	84	86	71	215	222	116	131	106
TOTAL	720	555	154	224	148	777	626	304	274	186

FELONY AND MISDEMEANOR COMMUNITY SERVICE REFERRALS RECEIVED BY SEX AND AGE



OFFENSE TYPES FOR COMMUNITY SERVICE REFERRALS RECEIVED

Some individuals are convicted of or charged with more than one offense.

	2018	2019	2020	2021	2022
Weapon	10	9	8	3	6
Violent/Person	224	35	31	36	19
Drug	498	446	225	178	117
Property	141	84	31	49	27
Other	225	117	76	45	37
TOTAL	1,098	691	371	311	206

A full list of the offenses can be found in the appendix

COMMUNITY SERVICE REFERRALS CLOSED

Individuals may have been discharged from multiple community service referrals in multiple cases.

	2018	2019	2020	2021	2022
Misdemeanor	562	358	234	179	87
Felony	206	212	122	120	102
TOTAL	768	570	356	299	189

COMMUNITY SERVICE HOURS ASSESSED AND COMPLETED

	2018	2019	2020	2021	2022
Hours Assessed	20,059	16,731	7,974	6,655	5,565
Hours Completed	10,417	7,948	3,666	3,024	2,625

COMMUNITY SERVICE HOURS COMPLETION DETAILS

	2018	2019	2020	2021	2022
Local Non-profit Organizations	5,610	2,008	118	35	0
Local Government Entities	2,650	493	23	5	0
Indiana University – Bloomington	792	157	0	40	0
Other Agencies	1,365	5,290	3,525	2,944	2,625
TOTAL	10,417	7,948	3,666	3,024	2,625

DRUG TESTING PROGRAM

The Community Corrections Program operates the Department's Drug Testing Program. Currently, the Department employs three methods of testing for substances in the body: urine, saliva, and breath.

The most frequent method of testing is through Portable Breath Tests (PBT) which test only for the presence of alcohol. To test for the presence of substances in addition to alcohol, the Department utilizes various methods to test urine and saliva. Because testing urine provides an extended window of time for detecting substances in a person's body, it is used more frequently than saliva. The Department utilizes 'instant' tests along with lab testing for the most frequently abused substances. Probation officers also have the discretion to request enhanced testing for substances not routinely tested for in the regular panels provided.

In 2022 the Department completed 24,428 portable breath tests, 2,448 instant drug tests, 3,608 saliva tests, and 7,967 lab drug tests. This includes tests in some civil cases where a party may be ordered by the court to complete drug testing. The tables below show the substance testing by supervision areas within the Department. Individuals tested could be counted in more than one category, for example a person could be in a problem solving court program and on a community corrections supervision level at the same time.

DRUG TEST TYPES CONDUCTED BY MAJOR SUPERVISION AREAS

	Juvenile Probation	Adult Probation / Community Corrections	Problem Solving Courts	TOTALS*
Urine Instant	2	1,081	2,332	2,448
Urine Lab	31	5,301	4,291	7,967
Saliva Lab	99	2,446	1,840	3,608
TOTAL	132	8,828	8,463	14,023

*Total column represents the number of tests conducted in the Department. The total column does not equal the total by major supervision area as individuals tested could be counted in more than one category.

PORTABLE BREATH TESTS (PBT) FOR ALCOHOL

	Juvenile Probation	Adult Probation / Community Corrections	Problem Solving Courts	TOTALS*
Negative	51	15,721	15,337	23,398
Positive	0	29	5	30
TOTAL	51	15,750	15,342	24,428

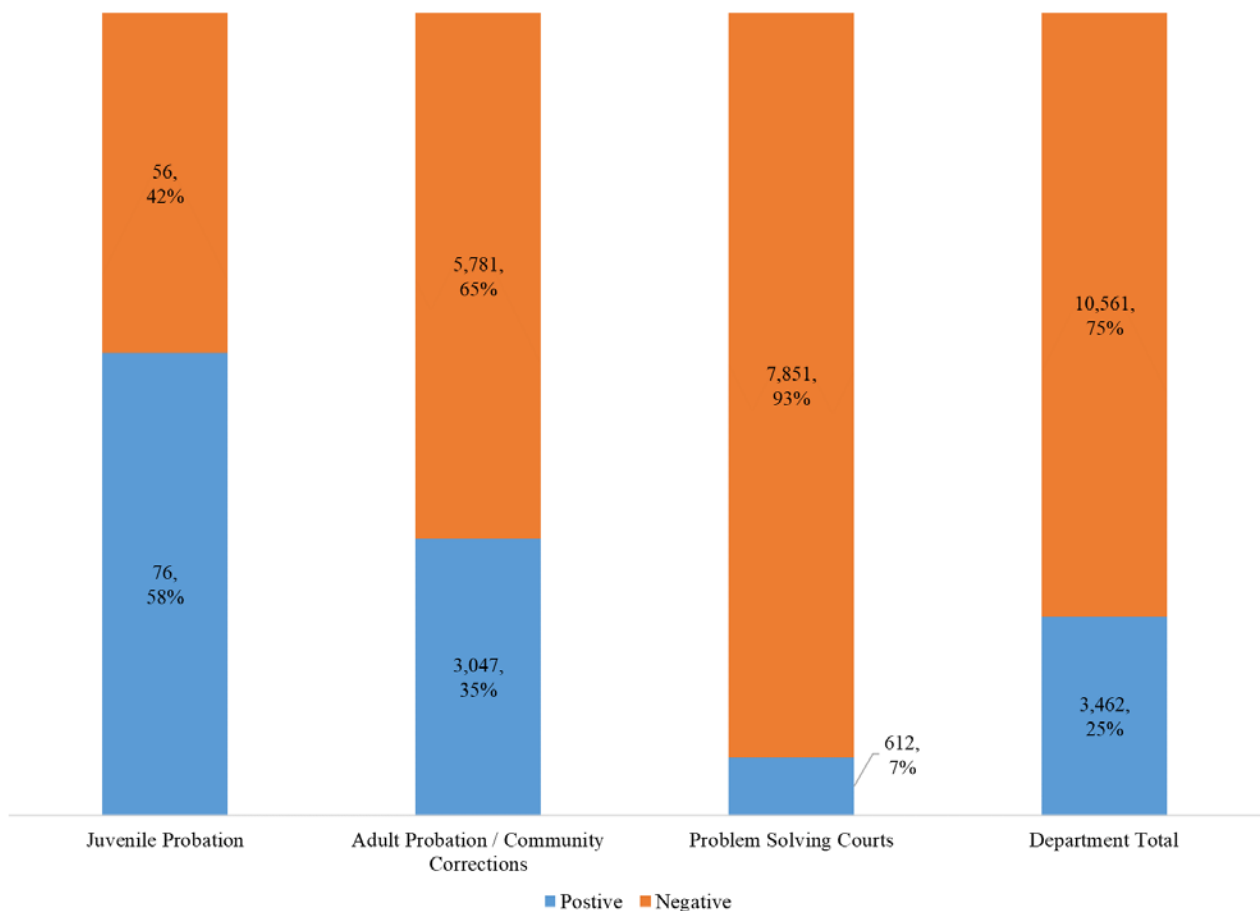
*Total column represents the number of tests conducted in the department. The total column does not equal the total by major supervision area as individuals tested could be counted in more than one category.

NEGATIVE AND POSITIVE DRUG TESTS BY MAJOR SUPERVISION AREA

	Juvenile Probation	Adult Probation / Community Corrections	Problem Solving Courts	TOTAL*
Negative	56	5,781	7,851	10,561
Positive	76	3,047	612	3,462
TOTAL	132	8,828	8,463	14,023

*Total column represents the number of tests conducted in the department. The total column does not equal the total by major supervision area as individuals tested could be counted in more than one category.

PERCENTAGE OF NEGATIVE AND POSITIVE DRUG TESTS BY MAJOR SUPERVISION AREA



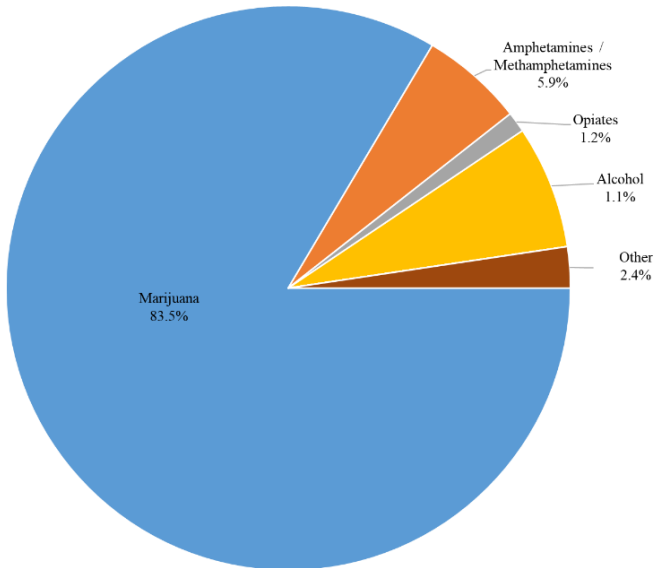
NEGATIVE AND POSITIVE DRUG TESTS BY PROBLEM SOLVING COURT

	Drug Treatment Court	Reentry Court	Veterans Court	Mental Health Court
Negative	4,057 (94%)	2,564 (97%)	677 (81%)	553 (84%)
Positive	261 (6%)	83 (3%)	161 (19%)	107 (16%)
TOTAL	4,318	2,647	838	660

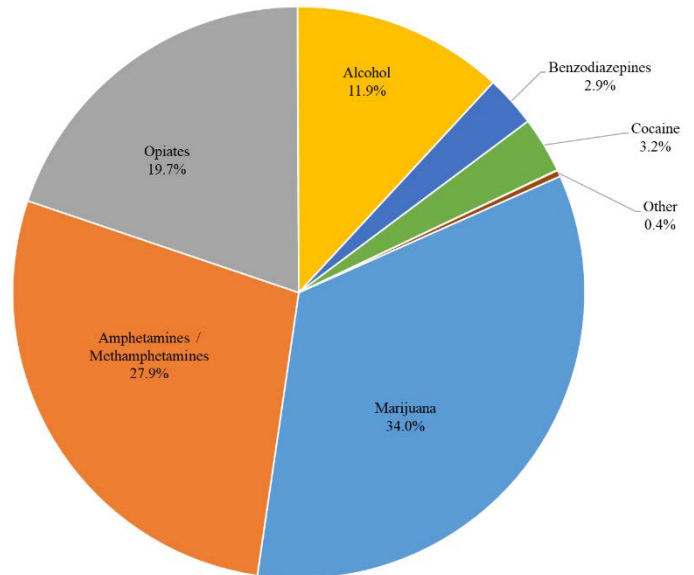
PERCENTAGE OF DRUGS DETECTED IN LAB CONFIRMED POSITIVE TESTS BY MAJOR SUPERVISION AREA

The charts below represent the percentage of drugs detected in the positive drug tests for each supervision level. Positive test samples may have been positive for more than one substance.

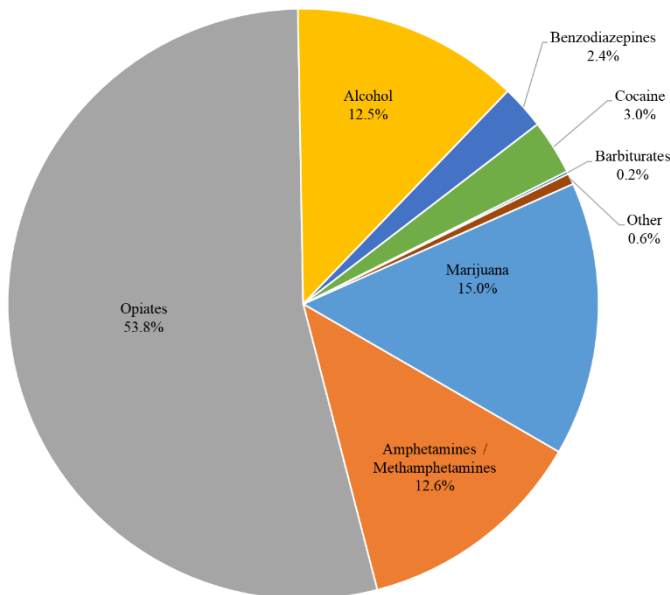
JUVENILE PROBATION



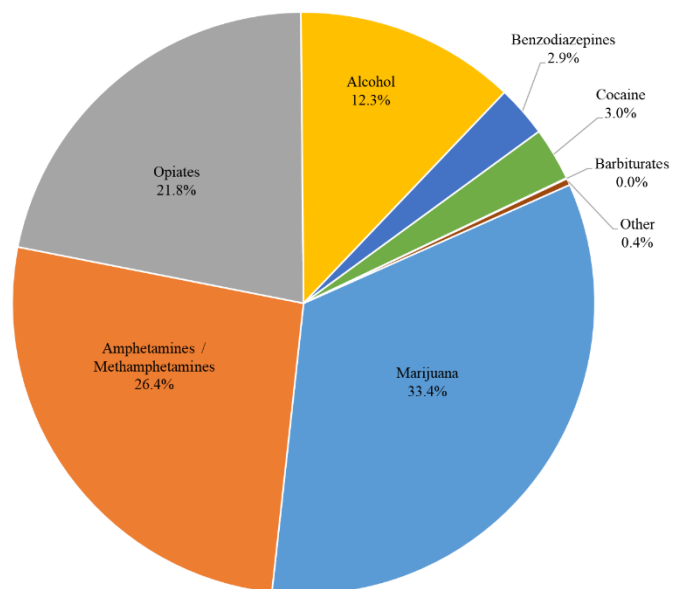
ADULT PROBATION/ COMMUNITY CORRECTIONS



PROBLEM SOLVING COURTS



DEPARTMENT TOTAL



**PERCENTAGE OF DRUGS DETECTED IN LAB CONFIRMED
POSITIVE TESTS BY PROBLEM SOLVING COURT**

	Drug Treatment Court	Reentry Court	Veterans Court	Mental Health Court
Marijuana	41.9%	21.3%	10.0%	7.9%
Amphetamine/Methamphetamine	12.1%	48.9%	2.2%	5.3%
Alcohol	12.9%	10.6%	6.7%	2.6%
Opiates	25.1%	14.9%	75.6%	84.2%
Benzodiazepines	4.8%	4.3%	1.1%	0%
Cocaine	3.2%	0%	4.4%	0%

PROBLEM SOLVING COURT PROGRAM

Problem solving courts in the United States began in the 1990s to accommodate individuals with specific needs and problems that were not or could not be adequately addressed in traditional courts. Problem solving courts seek to promote outcomes that will benefit not only the offender, but the victim and society as well.

Among the ways problem solving courts differ from regular courts are focus, collaboration, and judicial involvement. For example, a problem solving court typically has a team of individuals including a judge, prosecutor, public defender, probation, law enforcement, and treatment providers who routinely collaborate on each case throughout the duration the offender is involved as a participant. The team discusses many issues regarding each case and works to reduce barriers to an offender's success.

The Monroe Circuit Court developed a drug court in 1999 as the county's first problem solving court. The local Drug Treatment Court has been certified by the Indiana Office of Court Services (IOCS) as a problem solving court. In 2020, the Drug Treatment Court celebrated its 21-year anniversary.

The Drug Treatment Court is organized around the 10 Key Components of Drug Courts¹ which research has shown provide the basic elements that define drug courts. The program is a minimum of two years and involves the following components:

- A plea of guilty to a felony offense with no agreement to sentencing should the participant fail to successfully complete drug court. Should the participant complete drug court successfully, the charge(s) are dismissed or reduced.
- Program participants must attend weekly court/status hearings as directed by the Problem Solving Court Team.
- Participants are required to obtain and maintain appropriate employment for the duration of the program.
- Participants will be required to complete high school/GED/TASC or vocational training if they have no apparent marketable job skills.
- Participants are required to submit to frequent random drug/alcohol tests.
- Participants must complete substance abuse treatment and any additional counseling/programming that is deemed necessary by the treatment provider.
- Participants must pay all program fees, drug test costs, and treatment costs associated with completion of this program.
- Program participants must have one year of documented sobriety in order to be eligible for successful program completion.

The local Problem Solving Court (PSC) Program added three (3) program components:

- **2014 - Reentry Court Program (RECP).** The majority of RECP participants served time with the Indiana Department of Correction immediately prior to beginning the program. RECP applies many of the key components of drug courts to promote positive behavior change and aid in reintegration to the community.
- **2015 - Mental Health Court (MHC).** MHC addresses the unique needs of people diagnosed with a serious mental illness who are involved in the criminal justice system.
- **2016 - Veterans Treatment Court (VTC).** A grant was obtained from the Indiana Supreme Court to begin the program. The VTC is a district court that can accept participants from Monroe, Owen, and Lawrence Counties.

¹ U.S. Department of Justice Office of Justice Programs Bureau of Justice Assistance

In 2018, IOCS conducted a site audit of the PSC Program and re-certified the Drug Treatment Court Program and granted initial certification to all three of the new PSC components - Reentry, Veterans, and Mental Health courts - effective March 2018 for three years. In February 2022, all four (4) PSC components were recertified by IOCS.

Indiana certified problem solving court programs must undergo program evaluations on a regular basis. In 2019, Dr. John R. Gallagher, Indiana University School of Social Work, completed the updated evaluation of the Drug Court Program.

Highlights from the evaluation Executive Summary:

- The Monroe County drug court is an effective program at reducing recidivism and a valuable resource for individuals who have substance use disorders, the community, and other stakeholders.
- Drug court participants were significantly less likely to recidivate than participants in the comparison group. Only 18% of drug court participants recidivated, whereas the recidivism rate for the comparison group was 54%.
- Differences between the 2014 and 2019 program evaluations: when comparing the evaluations, the drug court increased its graduation rate (54% in 2014 to 66% in 2019) and decreased its recidivism rate (32% in 2014 to 18% in 2019).
- In regard to graduation, drug court participants who were unemployed at the time they were deemed eligible for the program were more likely to graduate than participants who were employed, a student, on disability, or retired at the time they were deemed eligible for the program.
- Drug court participants who were married at the time of eligibility determination were more likely to graduate than participants who were not married at the time they were deemed eligible.
- Male drug court participants were more likely to recidivate than female participants.
- Drug court participants who had a mental health diagnosis were more likely to recidivate than participants who did not have a mental health diagnosis.
- Participants who had a violation within the first 30 days after admission to drug court were more likely to recidivate than participants who did not have a violation during that timeframe.
- Overall, participants viewed the drug court team as supportive, and they felt that praise from the judge was one of the most helpful incentives they received.
- Some participants noted that the frequent and random drug testing system deterred them from using drugs and resulted in positive, cognitive changes that supported their recovery.

MONROE COUNTY PROBLEM SOLVING COURT PROGRAM INFORMATION

- The local Drug Treatment Court Program started in November 1999.
- During the 10-year Anniversary celebration in December 2009, the program became 1 of only 10 of the over 2,300 Drug Courts in the nation to receive the Community Transformation award from the National Association of Drug Court Professionals for “tireless efforts to foster community transformation through reducing drug addiction and crime, restoring hope and reuniting families.”
- As of December 31, 2022, **513** participants have completed the Drug Court Program; **48** have completed Reentry Court; **18** have completed Veterans Treatment Court; and **20** have completed Mental Health Court.
- Overall graduation rate of **60% for Drug Court** compared to national average of close to **52%**.
- As of December 31, 2022, **91** participants currently enrolled in all the four (4) Problem Solving Court Program components.
- Seventy-two (**72**) drug free babies born to Problem Solving Court Program participants (all four program components combined, from November 1999 through year-end 2022).
- In 2022, of all drug tests completed on Problem Solving Court Program participants, **only 7% positive drug tests** compared to about 35% positive drug test rate for “traditional” adult probation in Monroe County.

RECIDIVISM DATA FOR MONROE COUNTY DRUG TREATMENT COURT

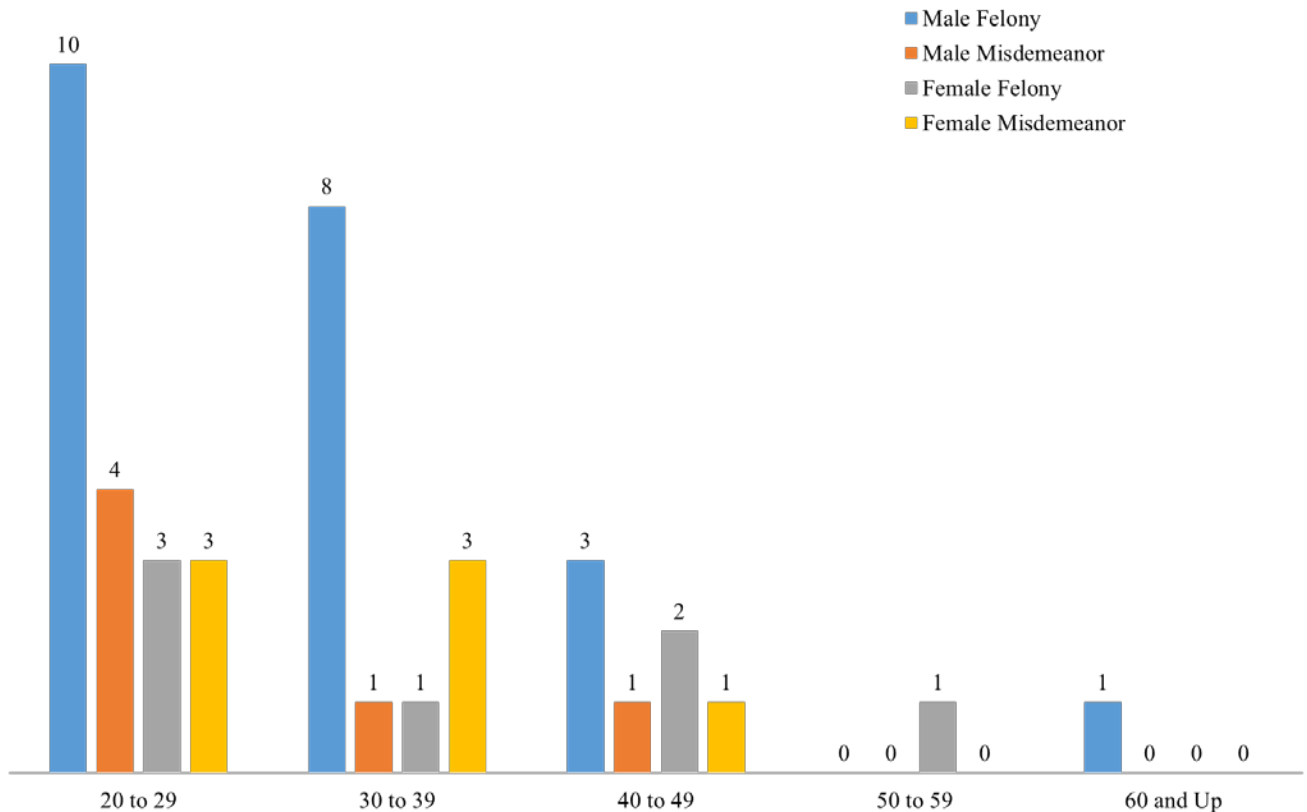
- In 2006, the Drug Treatment Court Program participated in a state-wide outcome evaluation and cost benefit analysis research project conducted by Northwest Professional Consortium (NPC) of Portland Oregon.
- This outcome study found that the Monroe County Drug Treatment Court (DTC) Program **reduces recidivism by 67%** and saves taxpayer money.
- NPC research showed that recidivism rate for DTC participants (including dropouts) was **17%** while the rate for the comparison group was **33%**.
- DTC participants (regardless of graduation status) were found to be **half as likely to have had any arrests** in the 2-year follow-up period relative to the comparison group.
- DTC graduates had an even lower recidivism rate of **11%**.

DRUG TREATMENT COURT INDIVIDUALS RECEIVED

The chart below shows the number of individuals placed on drug treatment court supervision in 2022. Individuals may be placed on drug treatment court supervision more than once or in more than one case.

	INDIVIDUALS RECEIVED					SUPERVISIONS RECEIVED				
	2018	2019	2020	2021	2022	2018	2019	2020	2021	2022
Misdemeanor	1	0	0	0	1	23	12	9	3	13
Felony	42	35	29	26	20	76	47	56	44	29
TOTAL	43	35	29	26	21	99	59	65	47	42

FELONY AND MISDEMEANOR DRUG TREATMENT COURT SUPERVISIONS RECEIVED BY SEX AND AGE



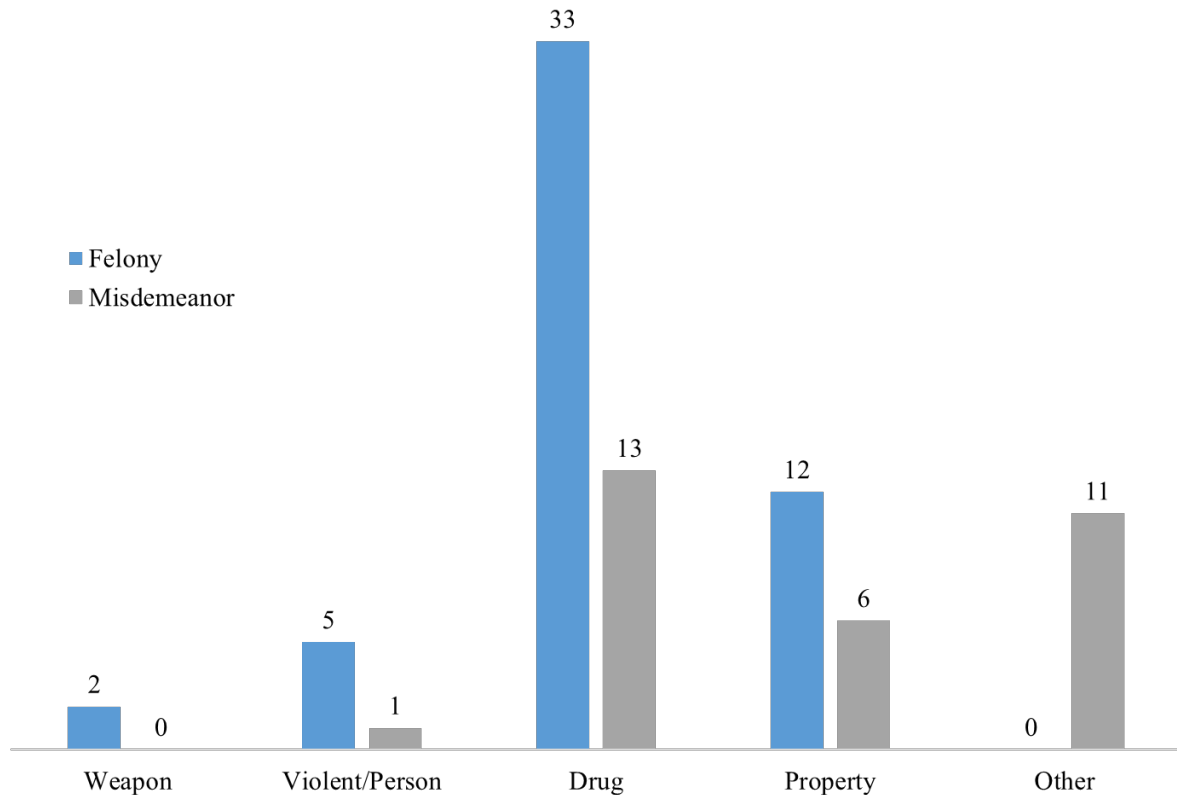
OFFENSE TYPES FOR DRUG TREATMENT COURT SUPERVISIONS RECEIVED

Some individuals placed on drug treatment court supervision are convicted of or charged with more than one offense. The table below illustrates the types of offenses for which an individual was placed on drug treatment court supervision.

	2018	2019	2020	2021	2022
Weapon	0	1	0	1	2
Violent/Person	11	6	7	2	6
Drug	44	35	20	23	46
Property	29	16	29	20	18
Other	22	5	11	4	11
TOTAL	106	63	67	50	83

A full list of the offenses can be found in the appendix.

MISDEMEANOR AND FELONY OFFENSE TYPES FOR DRUG TREATMENT COURT SUPERVISIONS RECEIVED

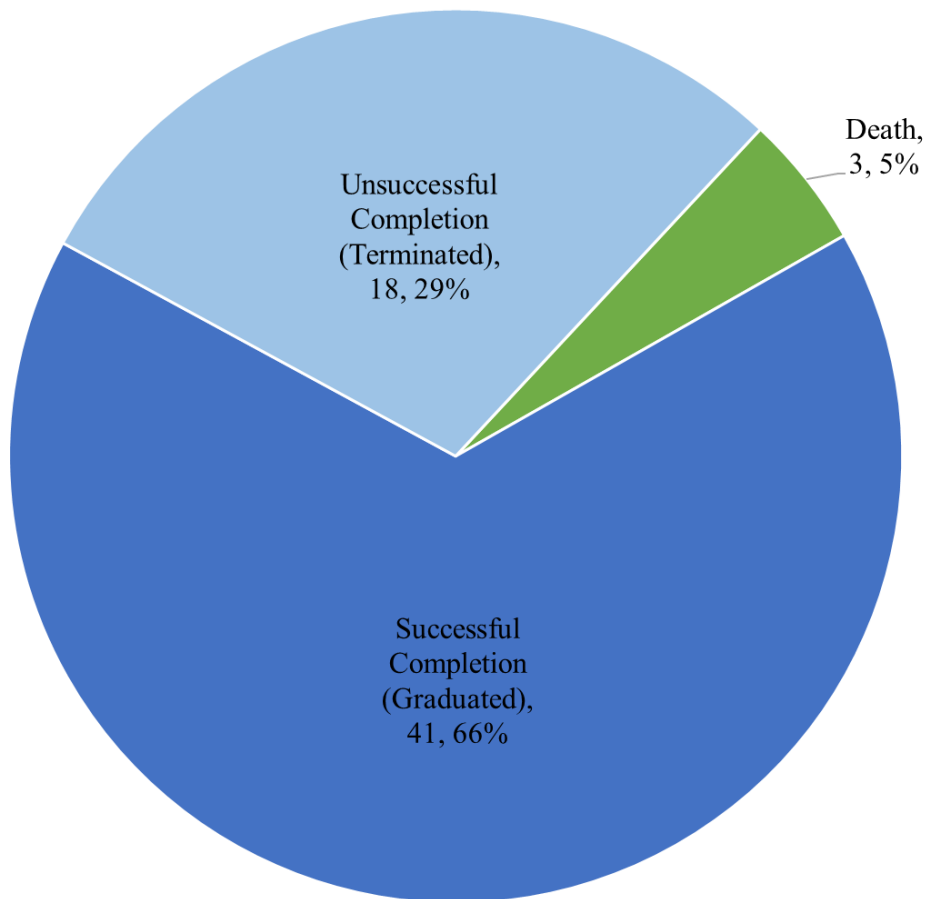


DRUG TREATMENT COURT SUPERVISIONS CLOSED

The following represents the number of drug treatment court supervisions closed in 2022 by the type of discharge. Participants could have been discharged from multiple supervisions in multiple cases and each case could have a different type of discharge depending on the final disposition given by a court.

	2018	2019	2020	2021	2022
Misdemeanor	17	15	18	10	14
Felony	66	58	67	55	48
TOTAL	83	73	85	65	62

TOTAL DRUG TREATMENT COURT SUPERVISIONS CLOSED



REENTRY COURT INDIVIDUALS RECEIVED

The chart below shows the number of individuals placed on reentry court supervision in 2022. If an individual was placed on reentry court more than once or in more than one case, the individual is categorized by the highest level of convicted offense.

	INDIVIDUALS RECEIVED					SUPERVISIONS RECEIVED				
	2018	2019	2020	2021	2022	2018	2019	2020	2021	2022
Misdemeanor	0	0	0	0	0	1	2	2	6	1
Felony	20	23	13	19	10	30	35	20	29	13
TOTAL	20	23	13	19	10	31	37	22	35	14

REENTRY COURT SUPERVISIONS RECEIVED

The table and chart below indicates the number of reentry court supervisions received in 2022.

Age	Male		Female	
	Felony	Misdemeanor	Felony	Misdemeanor
20-29	3	0	1	0
30-39	1	0	1	0
40-49	6	0	0	0
50-59	0	0	1	1
TOTAL	10	0	3	1

OFFENSE TYPES FOR REENTRY COURT SUPERVISIONS RECEIVED

Some participants placed on reentry court supervision are convicted of or charged with more than one offense. The table below illustrate the types of offenses for which a participant was placed on reentry court supervision in 2022.

	2018	2019	2020	2021	2022
Weapon	2	3	3	2	2
Violent/Person	2	6	7	6	0
Drug	13	18	13	7	8
Property	14	15	1	15	5
Other	2	2	4	7	3
TOTAL	33	44	28	37	18

A full list of the offenses can be found in the appendix.

REENTRY COURT SUPERVISIONS CLOSED

There were 19 reentry court supervisions closed in 2022. Ten (10) were closed successfully, five (5) were unsuccessful, two (2) transferred to another problem solving court, and two (2) withdrew.

MENTAL HEALTH COURT INDIVIDUALS RECEIVED

The chart below shows the number of individuals placed on Mental Health Court supervision in 2022. If an individual was placed on Mental Health Court more than once or in more than one case, the individual is categorized by the highest level of convicted offense.

	INDIVIDUALS RECEIVED					SUPERVISIONS RECEIVED				
	2018	2019	2020	2021	2022	2018	2019	2020	2021	2022
Misdemeanor	0	1	0	0	0	3	5	1	1	1
Felony	9	6	7	2	7	14	9	9	3	11
TOTAL	9	7	7	2	7	17	14	10	4	12

MENTAL HEALTH COURT SUPERVISIONS RECEIVED

The table and chart below indicates the number of Mental Health Court supervisions received in 2022.

Age	Male		Female	
	Felony	Misdemeanor	Felony	Misdemeanor
30-39	6	0	0	0
50-59	5	1	0	0
TOTAL	11	1	0	0

OFFENSE TYPES FOR MENTAL HEALTH COURT SUPERVISIONS RECEIVED

Some participants placed on Mental Health Court supervision are convicted of or charged with more than one offense. The table below illustrate the types of offenses for which a participant was placed on Mental Health Court supervision in 2022.

	2018	2019	2020	2021	2022
Weapon	0	1	0	0	0
Violent/Person	5	4	3	0	10
Drug	1	2	3	2	5
Property	7	7	11	1	7
Other	6	2	2	1	13
TOTAL	19	16	19	4	35

A full list of the offenses can be found in the appendix.

MENTAL HEALTH COURT SUPERVISIONS CLOSED

There were six (6) mental health court supervisions closed in 2022. Three (3) were closed successfully and three (3) were closed unsuccessfully.

VETERANS COURT INDIVIDUALS RECEIVED

The chart below shows the number of individuals placed on Veterans Court supervision in 2022. If an individual was placed on Veterans Court more than once or in more than one case, the individual is categorized by the highest level of convicted offense.

	INDIVIDUALS RECEIVED					SUPERVISIONS RECEIVED				
	2018	2019	2020	2021	2022	2018	2019	2020	2021	2022
Misdemeanor	0	1	2	0	2	1	1	5	0	4
Felony	6	5	6	2	3	9	5	11	5	4
TOTAL	6	6	8	2	5	10	6	16	5	8

VETERANS COURT SUPERVISIONS RECEIVED

The table and chart below indicates the number of Veterans Court supervisions received in 2022.

Age	Male		Female	
	Felony	Misdemeanor	Felony	Misdemeanor
30-39	1	0	0	0
40-49	1	2	0	0
50-59	2	1	0	0
60-69	0	1	0	0
TOTAL	4	4	0	0

OFFENSE TYPES FOR VETERANS COURT SUPERVISIONS RECEIVED

Some participants placed on Veterans Court supervision are convicted of or charged with more than one offense. The table below illustrate the types of offenses for which a participant was placed on Veterans Court supervision in 2022.

	2018	2019	2020	2021	2022
Weapon	0	1	0	0	0
Violent/Person	3	1	3	0	2
Drug	7	4	8	1	7
Property	1	1	2	2	0
Other	1	0	3	3	3
TOTAL	12	7	16	6	12

A full list of the offenses can be found in the appendix.

VETERANS COURT SUPERVISIONS CLOSED

There were eight (8) veterans court supervisions closed in 2022. Eight (8) were closed successfully.

INDIANA RISK ASSESSMENT SYSTEM AND ADULT PROGRAM REFERRALS

In 2010, the Judicial Conference of Indiana adopted policies that required all probation departments in the state to use a newly adopted risk assessment system for adult offenders in the criminal justice system. In 2011, all appropriate adult risk tools were fully integrated into departmental practices.

The adult risk assessment instrument is called the Indiana Risk Assessment System (IRAS). The IRAS is the risk assessment system made up of five (5) instruments to be used at specific points in the criminal justice process to identify an adult participant's risk to reoffend and criminogenic needs, and assist with developing an individualized case management plan. [NOTE: Criminogenic needs are attributes of offenders that are directly linked to criminal behavior. Effective correctional treatment should target criminogenic needs in the development of a comprehensive case plan. Any treatment not targeting criminogenic needs is counter-productive to efficiency and effectiveness.]

Community Supervision Screening Tool - designed to quickly identify low risk offenders and determine if a full risk assessment should be completed.

Community Supervision Tool - designed to assess an offender's risk to reoffend and identify criminogenic needs to assess in making decisions regarding community supervision.

Pretrial Tool - designed to assess an offender's risk for failure to appear and risk to reoffender while on pretrial supervision.

Prison Intake Tool - designed to assess an offender's risk to reoffend and identify criminogenic needs to assist in making decisions regarding services.

Static Tool - designed to assess an offender's risk to reoffend based solely on static factors.

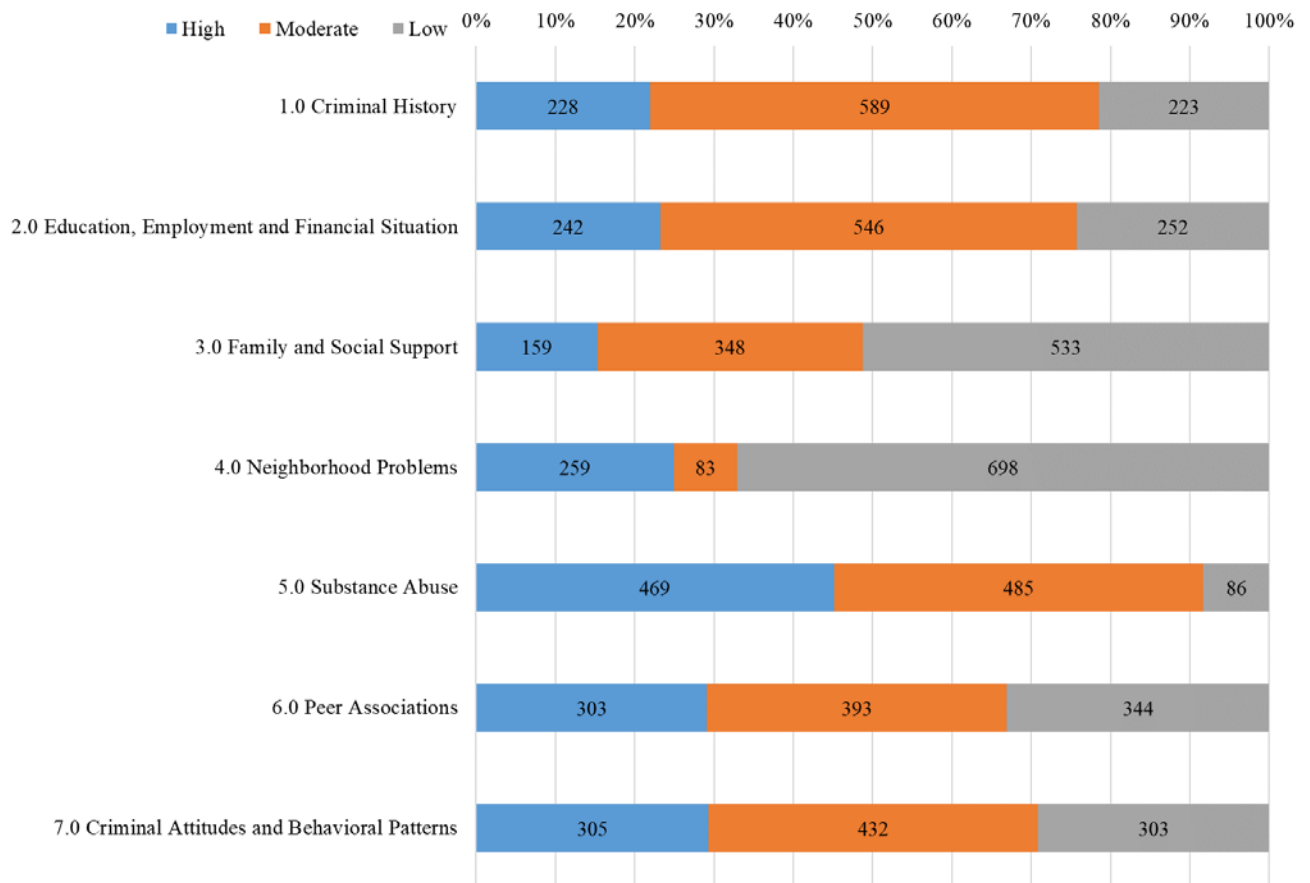
Supplemental Reentry Tool - designed to reassess an offender's risk to reoffend prior to an offender's release from prison.

The following table represents IRAS assessments completed by the type of tool used by the Department and the percentage of adults risking at each level. More than one risk assessment could have been completed on an adult during the time a case is open and depending upon the status of each case.

2022 IRAS ASSESSMENTS COMPLETED

	Assessments Completed	Percentage at Overall Risk Level		
		High	Moderate	Low
Community Supervision Screening Tool	503	52%		48%
Community Supervision Tool	1,033	40%	37%	23%
Pretrial Tool	1,656	17%	43%	40%
Static Tool	3	0%	67%	33%
Supplemental Reentry Tool	3	0%	67%	33%

Adults placed on post-sentence supervision are assessed using the Community Supervision Tool. This tool provides a risk level in each of the seven life domains the tool reports. After the completion of the tool, case plans are formulated to address an offender's risk and needs in order to reduce the likelihood the adult will reoffend and/or violate the terms of his/her supervision. The following chart represents the number and percentage of assessments scoring in each of the risk levels – high, moderate, and low for the Community Supervision Tool.



PROGRAMS REFERRED TO & DOMAINS THESE PROGRAMS ADDRESS

Program	Domain(s) Addressed	Referrals Made
Anger Management Counseling	7	13
Batterers / Domestic Violence Group	3, 7	98
Case Management Services	2, 3, 4, 7	24
Change Companies / Carey Guides	3, 5, 6, 7	206
Community Support Services and Treatment (Mental Health)	3, 5, 6, 7	15
Counseling (Family)	3, 7	4
Counseling (General Individual)	7	110
Dual Diagnosis / Co-occurring Treatment	5, 7	22
Employment (Classes, Coaching, and/or Obtaining)	2	40
High School Equivalency and Other Education Programs	2	2
Impaired Driving Impact Panel	5	9
Moral Reconation Therapy (MRT) / Behavior Awareness & Modification Program	6, 7	96
New Beginnings – Jail Program & Aftercare	5	22
Parenting Classes	3	2
PRIME for Life	5	88
Psychiatric Assessment (Medication Evaluation)	7	20
Psychological Assessment	7	227
Recovery Coach	5	75
Residential – Halfway House (Substance Use)	5	95
Residential – Housing/Shelter	4	6
Sex Offender Assessment and Treatment	7	26
STEP – Shoplifting Theft Education Program	7	2
Substance Use Education Programs	5	8
Substance Use Evaluation	5	630
Substance Use Medication Assisted Treatment	5	119
Substance Use Treatment (Groups and Aftercare)	5	380
Substance Use Treatment (Individual)	5	117
Substance Use Treatment (Inpatient)	5	217
Substance Use Treatment (Transferred Out)	5	47
Support / Self Help Groups	5, 7	133
Thinking for a Change	6, 7	1
Veterans Administration Services	2, 3, 4	6

SUPPORT DIVISION

The Support Division provides service that is vital to the efficient functioning of the Department. Support staff members provide receptionist services, bookkeeping, cashiering, e-filing, data entry, and numerous other functions.

Support staff is typically the first contact for clients and the public. In this role, support staff members serve a unique function of setting the tone for how clients and the public will be served by the Department. In recognition of this unique position, support staff members participate in training to enhance positive experiences for clients and the public. Starting in 2016, support staff members are trained in evidence based practices (EBP) and Effective Practices in Community Supervision (EPICS).

Because the Department's offices occupy two separate locations, the Curry Building and the Community Corrections office, support staff functions must be highly coordinated in order to effectively serve both locations. The primary location of the majority of the Department's functions is the Curry Building, directly adjacent to the Justice Building. The Community Corrections office is located at 405 West 7th Street in Bloomington.

The Community Corrections office has been in operation at the location above since 1995. The Community Corrections support staff consists of an office manager, receptionist, and part-time probation officer assistants. With such a small support staff, all Community Corrections staff members are cross-trained to substitute for absent support staff when needed.

The Curry Building support staff consists of an office administrator, an office manager, a bookkeeper/cashier, adult probation secretary, juvenile probation secretary, and receptionist.

After significant support staff turnover in 2019, support staff only experienced one vacancy in August 2022 with the bookkeeper/cashier.

Most misdemeanor offenders and Level 6 felons are sentenced by the court without presentence investigation reports. These sentenced offenders report to the Department for their first contact immediately after sentencing. These "walk-in" probationers are dealt with first and foremost by support staff members who obtain demographic information, create physical and electronic client files, and provide basic information to these "walk ins." In 2022, there were 498 "walk-ins" processed by support staff.

OTHER PROBATION PROGRAMS, TRAINING, & COMMITTEES

INTERN PROGRAM

The Department typically operates an internship program in cooperation with Indiana University (IU) and other colleges and universities from around the state of Indiana. Although these internships are unpaid, the students receive college credit. The Department has supervised student interns from various departments at IU including Criminal Justice, School of Social Work, School of Public and Environmental Affairs, and general studies. In 2022, the Department supervised five (5) interns for a total of 750 hours of work through the year.

STAFF TRAINING

The Judicial Conference of Indiana mandates that certified probation officers complete a minimum of 12 hours of continuing education per year, with six (6) of these hours related to evidence-based practices. Court Alcohol and Drug Program and Problem-Solving Court staff members are also required to complete a minimum of 12 hours of continuing education each year.

Effective January 1, 2019, Indiana probation officers are required by the Judicial Conference of Indiana to complete suicide awareness and prevention training. Every probation officer must attend suicide prevention training on an annual basis.

Starting in 2019, the Probation Department began partnering with the Monroe County Youth Service Bureau for training purposes. The Youth Services Bureau (YSB) is supervised by the Monroe Circuit Court. YSB includes probation staff members in their trainings where space permits. YSB trainings that probation staff may attend include: Red Cross training (CPR, AED, and First Aid).

The Probation Supervisors set the following training priorities for 2022: improving Effective Practices in Community Supervision (EPICS) skills; consistency in administering Indiana Risk Assessment System (IRAS) and Indiana Youth Assessment System (IYAS); Evidence Based Practices (EBP) Overview for all new staff members; Effective Communication and Motivation Skills (ECMS) for all new staff that have not been trained; case planning; suicide prevention; and pepper spray training.

During 2022, staff completed 3,504 hours of training with 2,546 of those hours related to evidence-based practices.

FUN COMMITTEE

The Fun Committee was formed in 2006 to coordinate departmental in-service trainings and other activities for the department throughout each year. The Fun Committee organized several activities and celebrations in 2022. The highlight of 2022 was ***Probation, Parole & Community Supervision Week*** which included goodie bags for staff, an annual Corn hole Tournament, and Service Project Day with the Bloomington Animal Shelter. Unfortunately, the committee was unable to organize the annual departmental in-service for 2022, however other virtual activities were conducted throughout the year.

GREEN COMMITTEE

In 2010, the Green Committee was created in response to employee efforts to promote recycling at both departmental offices. In 2022 the committee gained larger recycling bins due to the volume of materials being recycled. The committee continued to implement recycling procedures for separating plastic, glass, aluminum, paper, and battery refuse.

EVIDENCE BASED PRACTICES ORGANIZATION REPORT

The National Institute of Corrections defines evidence-based practice (EBP) as the objective, balanced, and responsible use of current research and the best available data to guide policy and practice decisions, such that outcomes for consumers are improved. Used originally in the health care and social science fields, evidence-based practice focuses on approaches demonstrated to be effective through empirical research rather than through anecdote or professional experience alone.

The Probation Department began utilizing evidence-based practices (EBP) in 1998. Research has shown that when probation, parole, and community corrections programs are evidence-based organizations, they are more likely to be successful in reducing recidivism. However, using evidence-based programs and practices alone does not make an organization an “evidence-based organization.” The Indiana Department of Correction (IDOC) audits all programs that receive IDOC grant funding to ensure that they meet criteria/standards as an evidence-based practices organization. Although the IDOC audits only the Community Corrections division of the Department, the Chief Probation Officer decided that all units, divisions, and staff members of the Department will participate in the implementation of EBP organization practices.

Summary of 2022 EBP Organization Accomplishments:

- **Effective Practices in Community Supervision (EPICS) Skills Video Library** – All probation officers (POs) recorded a video of themselves working through an EPICS skill with a client once per month. These videos are available in a shared video library accessible to all Probation employees.
- **EPICS Video Reviews** – POs submitted one video per month for review. Initially, peer coaches were partnered with select POs to provide feedback. Later in 2022, the Continuous Quality Improvement (CQI) Supervisor and Evidence Based Practices (EBP) Coordinator provided feedback to staff. POs were required to submit a video of an entire office appointment in which they used an EPICS skill. The goal for each PO was to be found proficient in all EPICS skills and they worked with their peer coaches to meet proficiency standards.
- **EPICS Training for New Staff** – The CQI Supervisor and EBP Coordinator facilitated an EPICS skills training for all new departmental staff which included learning the steps to all the EPICS skills.
- **EBP Training for New Staff** – One PO was trained to facilitate discussion with new staff to explain the purpose of Evidence-Based Practice and how it is applied in the Probation Department.
- **Supervisor CQI Boosters** – In 2022, supervisors met once every month to discuss watch PO appointment videos and discuss CQI concepts which included coaching and evaluating staff, giving feedback, and establishing EBP standards for POs.
- **Indiana Risk Assessment System (IRAS) Boosters** – Adult POs each attended two (2) boosters during which they viewed and scored an IRAS assessment interview for the purposes of checking for scoring fidelity (known as inter-rater reliability).

RESEARCH PROJECTS:

Reducing Revocations Challenge – Indiana University (IU) and the Department were selected to participate in Phase I of the Reducing Revocations Challenge. The Reducing Revocations Challenge (RRC) is a national initiative of Arnold Ventures and the CUNY Institute for State and Local Governance (ISLG) dedicated to understanding the drivers of probation revocations and identifying ways to reduce the community supervision failures that send almost 350,000 people to jails and prisons each year.

For Phase I, IU researchers received a \$198,312 grant to conduct on the ground, in-depth research and data analysis on the drivers of probation failures in Monroe County. During Phase I, IU was a part of a learning network alongside the nine (9) other jurisdictions selected to participate in the Challenge, including participation in a cross-site summit, where findings and potential solutions were shared and discussed. Members of the learning network also received guidance and technical assistance from ISLG and an Advisory Board of experts in the field at each step along the way. Dr. Miriam Northcutt Bohmert was the Principal Investigator at IU along with Dr. Eric Grommon of Indiana University Purdue University Indianapolis, and Dr. Evan Lowder of George Mason University. Assisting throughout Phase I was Project Manager Michelle Ying. A full report from the Phase I findings can be found here: https://www.co.monroe.in.us/egov/documents/1624997136_04056.pdf.

The Phase I findings, which were released in 2021, were used to propose evidence-based solutions for policy and practice for Phase II of the initiative. Of the ten jurisdictions participating in Phase I, only five (5) jurisdictions were selected to continue Phase II of the Challenge, including Monroe County.

For Phase II of the RRC, Monroe County was approved to use grant funding from Arnold Ventures to implement three strategies:

- (1) increase fidelity to motivational interviewing (MI), effective practices in community supervision (EPICS), and case planning;
- (2) revise the standard conditions of probation to be fewer in number as well as positive and goal-oriented in tone; and
- (3) increase use of earned early termination from probation and incentivize positive behaviors.

IU and Monroe County Probation were awarded a grant from Arnold Ventures totaling \$298,000 to support Phase II of the Challenge, with \$170,000 of the grant awarded to Monroe County Probation for implementation and the balance to provide research support for the initiative. Phase II of the Challenge officially kicked off on October 1, 2021 and will continue through September 30, 2023.

The Probation Department Reducing Revocations Challenge (RRC) implementation team is comprised of Chief PO Linda Brady, Deputy Chief PO Troy Hatfield, Deputy Chief PO/Community Corrections Executive Director Becca Streit, Pretrial Services Program Director/Continuous Quality Improvement Director Chelsea Walters, and Evidence Based Practices Coordinator Leah Baker.

Throughout 2022, the Department focused on training of staff to increase fidelity to MI, EPICS, and case planning. This included multiple trainings for staff as well as access to online learning modules to increase skills in the utilization of EPICS. This training will continue into 2023.

To implement other strategies from Phase II, the Department formed numerous committees and workgroups to focus on case planning, probation officer incentives/reinforcements, client incentives/reinforcements, earned early termination of probation, and a probation officer dashboard of performance metrics.

Finally, work on revising the probation conditions kicked off in the latter part of 2022 with a large criminal justice stakeholder group. This work was facilitated by an outside consultant, Dr. Brian Lovins from Justice Systems Partners, to guide the process of revising the conditions. Work continues in 2023 with a target implementation date over the summer of 2023.

Pretrial Services – Chelsea M.A. Foudray, a doctoral student at George Mason University under the direction of Dr. Evan Lowder, began working with Monroe County to study the effectiveness of pretrial supervision strategies for defendants with self-reported substance use. The research will examine the effectiveness of drug testing requirements on pretrial defendants and examine the effectiveness of a needs-based approach to supervising individuals with substance use. Results from the study are expected in 2023.

Juvenile Services – Since 2020, the Department has been involved in the Alliances to Disseminate Addiction Prevention and Treatment (ADAPT) study funded by the National Institutes of Health and led by Principal Investigator Matthew Aalsma, PhD, associated with Indiana University Purdue University Indianapolis (IUPUI). The ADAPT project takes a two-pronged approach. First, the project employed a Learning Health System (LHS) to develop collaborative alliances between juvenile justice agencies and community mental health centers, organizations that traditionally operate independently. Second, the project aims to present local data within the LHS alliances. By offering agency representatives an opportunity to view and discuss, for example, the local rate at which youth in the juvenile justice system at risk of substance use disorders are initiating services, the project team will facilitate development of tailored, local solutions to improve services for each county. In this project, staff attend training, complete various surveys, and track a variety of data elements during the implementation. The project is expected to wrap-up in 2025.

PROBATION APPENDIX

STATE STATISTICAL REPORTS SUBMITTED FOR 2022

YEAR END STATISTICS JUVENILE PROBATION REPORT

COUNTY: Monroe	THIS REPORT COVERS THE PERIOD
COURT(S): Juvenile	FROM: 01-01-22 TO: 12-31-22
COURT I.D. NUMBERS: 53C07	

PART I (A) REFERRALS	Non-Status Delinquents	Status Delinquents	Other (Specify)	Total
A. Referrals Previously Pending	13	19	0	32
B. New Referrals	222	107	0	329
C. Total Referrals before Probation Department (A & B)	235	126	0	361

PART I (B) DISPOSITION OF REFERRALS	Non-Status Delinquents	Status Delinquents	Other (Specify)	Total
D. Preliminary Inquiry with Recommendation to File Petition	44	5	0	49
E. Preliminary Inquiry with Recommendation to File Petition and Refer for Dual Status Assessment	8	0	0	8
F. Preliminary Inquiry with Recommendation for Informal Adjustment	17	15	0	32
G. Preliminary Inquiry with Recommendation for Informal Adjustment and Refer for Dual Status Assessment	0	0	0	0
H. Preliminary Inquiry with Recommendation to Refer Another Agency/County	61	41	0	102
I. Preliminary Inquiry with Recommendation to Dismiss	0	0	0	0
J. Preliminary Inquiry with Recommendation for Waiver	0	0	0	0
K. Other Disposition of Referral: No Action/No Further Action	94	61	0	155
L. Total Referrals Disposed (Add Lines D through K)	224	122	0	346
M. Referrals Pending (line C minus line L)	11	4	0	15

PART II: SUPERVISIONS

	Post Adjudication		Informal Adjustment		Intra-State Accepted	Inter-State Accepted	Other (Specify)	Total Supervisions
	Non-Status Delinquents	Status Delinquents	Non-Status Delinquent	Status Delinquent				
A. Supervisions Previously Pending	15	1	11	8	0	1	0	36
B. Supervisions Received	9	1	14	5	3	0	0	32
C. Supervisions Re-Opened	1	0	0	0	0	0	0	1
D. Total Supervisions Before You (Add Line A through C)	25	2	25	13	3	1	0	69

PART III: CLOSED AND INACTIVE SUPERVISIONS

	Post Adjudication		Informal Adjustment		Intra-State Accepted	Inter-State Accepted	Other (Specify)	Total Supervisions
	Non-Status Delinquents	Status Delinquents	Non-Status Delinquent	Status Delinquent				
E. Discharged (Closed Supervision)	16	1	19	12	2	1	0	51
F. Modified & Committed Corrections Facility (DOC) (Technical Violation)	0	0	0	0	0	0	0	0
G. Modified & Committed to Correctional Facility (DOC) (New Offense)	0	0	0	0	0	0	0	0
H. Removed from Supervision Because of New Offense	0	0	0	0	0	0	0	0
I. Absconded	0	0	0	0	0	0	0	0
J. Other	0	0	0	1	0	0	0	1
K. Total Closed / Inactive Supervisions	16	1	19	13	2	1	0	52
L. Supervisions Pending (Line D minus K)	9	1	6	0	1	0	0	17

PART IV: STATUS OF SUPERVISIONS

	Post Adjudication		Informal Adjustment		Intra-State Accepted	Inter-State Accepted	Other (Specify)	Total Supervisions
	Non-Status Delinquents	Status Delinquents	Non-Status Delinquent	Status Delinquent				
M. Standard Supervision (Probation)	6	1	6	0	1	0	0	14
N. Modified & Placed in an In-State Residential Facility (Technical Violation)	3	0	0	0	0	0	0	3
O. Modified & Placed in an In-State Residential Facility (New Offense)	0	0	0	0	0	0	0	0
P. Modified & Placed in an Out-of-State Residential Facility (Technical Violation)	0	0	0	0	0	0	0	0
Q. Modified & Placed in an Out-of-State Residential Facility (New Offense)	0	0	0	0	0	0	0	0
R. Placed in Community Transition Program (Actively Providing Services)	0	0	0	0	0	0	0	0
S. Intrastate Transferred Out	0	0	0	0	0	0	0	0
T. Interstate Transferred Out	0	0	0	0	0	0	0	0
U. Other	0	0	0	0	0	0	0	0
V. Total Supervised (should equal line L)	9	1	6	0	1	0	0	17

Note – The above report represents data submitted to the State of Indiana and differs slightly in the data reported elsewhere in the annual report due to collection methods and dates in time when the data were calculated.

YEAR END STATISTICS

ADULT MISDEMEANOR PROBATION REPORT

COUNTY: Monroe	THIS REPORT COVERS THE PERIOD
COURT(S): Adult	FROM: 01-01-22 TO: 12-31-22
COURT I.D. NUMBERS: 53C02, 53C03, 53C05, 53C09	

PART I – SUPERVISIONS

	Pre-Trial Supervision	Post-sentence Supervision	Split Sentence Supervisions	Inter-State Accepted	Intra-State Accepted	Supervision In Lieu of Prosecution	Judgment Withheld	Other (Specify)	Total Supervisions
A. Supervisions Previously Pending	42	437	1	2	32	0	0	2	516
B. New Supervisions Received	271	394	0	1	63	0	0	11	740
C. Supervisions Re-Opened	85	0	0	0	1	0	0	0	86
D. Total Supervised Cases Before You (Add Lines A to C)	398	831	1	3	96	0	0	13	1,342

PART II – CLOSED AND INACTIVE SUPERVISIONS

E. Discharged (Completed Probation)	243	357	1	0	15	0	0	12	628
F. Revoked Because of New Offense	2	19	0	0	0	0	0	0	21
G. Revoked for Technical Violation	3	21	0	0	0	0	0	0	24
H. Absconded and/or Warrant Active	57	26	0	0	0	0	0	0	83
I. Other Closed / Inactive Supervisions	45	5	0	1	38	0	0	1	90
J. Subtotal Closed / Inactive Supervisions (Add Lines E through I)	350	428	1	1	53	0	0	13	846
K. Supervisions Pending (Line D Minus Line J)	48	403	0	2	43	0	0	0	496

PART III – STATUS ON PENDING SUPERVISIONS

	Pre-Trial Supervision	Post-sentence Supervision	Split Sentence Supervisions	Inter-State Accepted	Intra-State Accepted	Supervision In Lieu of Prosecution	Judgment Withheld	Other (Specify)	Total Supervisions
L. Under Supervision	48	378	0	2	42	0	0	0	470
M. Intra-State Transferred Out	0	25	0	0	1	0	0	0	26
N. Inter-State Transferred Out	0	0	0	0	0	0	0	0	0
O. Other Supervisions	0	0	0	0	0	0	0	0	0
P. Total (Equals Line K)	48	403	0	2	43	0	0	0	496

Note – The above report represents data submitted to the State of Indiana and differs slightly in the data reported elsewhere in the annual report due to collection methods and dates in time when the data was calculated.

YEAR END STATISTICS ADULT FELONY PROBATION REPORT

COUNTY: Monroe	THIS REPORT COVERS THE PERIOD
COURT(S): Adult	FROM: 01-01-22 TO: 12-31-22
COURT I.D. NUMBERS: 53C02, 53C03, 53C05, 53C09	

PART I – SUPERVISIONS

	Pre-Trial Supervision	Post-sentence Supervision	Split Sentence Supervisions	Inter-State Accepted	Intra-State Accepted	Supervision In Lieu of Prosecution	Judgment Withheld	Other (Specify)	Total Supervisions
A. Supervisions Previously Pending	131	597	167	16	118	0	0	0	1,029
B. New Supervisions Received	809	319	50	12	119	0	0	0	1,309
C. Supervisions Re-Opened	234	0	4	1	11	0	0	0	250
D. Total Supervised Cases Before You (Add Lines A & C)	1,174	916	221	29	248	0	0	0	2,588

PART II – CLOSED AND INACTIVE SUPERVISIONS

E. Discharged (Completed Probation)	700	174	41	3	50	0	0	0	968
F. Revoked Because of New Offense	2	48	7	0	0	0	0	0	57
G. Revoked for Technical Violation	6	46	11	0	4	0	0	0	67
H. Absconded and/or Warrant Active	114	60	8	1	0	0	0	0	183
I. Other Closed / Inactive Supervisions	173	12	2	3	82	0	0	0	272
J. Subtotal Closed / Inactive Supervisions (Add Lines E through I)	995	340	69	7	136	0	0	0	1,547
K. Supervisions Pending (Line D Minus Line J)	179	576	152	22	112	0	0	0	1,041

PART III – STATUS ON PENDING SUPERVISIONS

	Pre-Trial Supervision	Post-sentence Supervision	Split Sentence Supervisions	Inter-State Accepted	Intra-State Accepted	Supervision In Lieu of Prosecution	Judgment Withheld	Other (Specify)	Total Supervisions
L. Under Supervision	179	515	128	22	109	0	0	0	953
M. Intra-State Transferred Out	0	51	20	0	2	0	0	0	73
N. Inter-State Transferred Out	0	10	4	0	1	0	0	0	15
O. Other Supervisions	0	0	0	0	0	0	0	0	0
P. Total (Equals Line K)	179	576	152	22	112	0	0	0	1,041

Note – The above report represents data submitted to the State of Indiana and differs slightly in the data reported elsewhere in the annual report due to collection methods and dates in time when the data was calculated.

COURT ALCOHOL AND DRUG PROGRAM DATA REPORT

Note – The report represents data submitted to the State of Indiana and differs slightly in the data reported elsewhere in the annual report due to collection methods and dates in time when the data was calculated. Items with zeros are not reported.

1. **Reporting Period:** January 1, 2022 to December 31, 2022

2. **Race**

- A. 5 – American Indian or Alaskan Native
- B. 7 – Asian
- C. 57 – Black or African-American
- D. 39 – Multiracial
- E. 2 – Unknown
- F. 452 – White

3. **Gender**

- A. 161 – Female
- B. 401 – Male

4. **Age**

- A. 51 – 18-21
- B. 99 – 22-25
- C. 101 – 26-30
- D. 82 – 31-35
- E. 71 – 36-40
- F. 67 – 41-45
- G. 29 – 46-50
- H. 27 – 51-55
- I. 23 – 56-60
- J. 9 – 61-65
- K. 3 – 66 and above

5. **Income (Status at Intake)**

- A. 54 – Unknown/Unavailable
- B. 340 – Less than \$10,000
- C. 16 – \$10,000 - \$14,999
- D. 25 – \$15,000 - \$24,999
- E. 37 – \$25,000 - \$34,999
- F. 38 – \$35,000 - \$49,999
- G. 32 – \$50,000 - \$74,999
- H. 20 – \$75,000 or more

6. **Education (Status at Intake)**

- A. 97 – Less than High School
- B. 193 – High School Diploma / GED
- C. 39 – Trade / Technical School
- D. 138 – Some College
- E. 82 – College Graduate
- F. 13 – Unknown/Unavailable

COURT ALCOHOL AND DRUG PROGRAM DATA REPORT

(continued)

7. Employment (Status at Intake)

- A.** 272 – Full-time Employment
- B.** 53 – Part-time Employment
- C.** 163 – Unemployed
- D.** 33 – Disabled
- E.** 4 – Retired
- F.** 23 – Student
- G.** 14 – Unknown/Unavailable

8. Referral

- A.** 65 – Basic Substance Abuse Education
- B.** 37 – Self-help
- C.** 354 – Substance Abuse Treatment Evaluation

9. Compliance / Disposition

- A.** 22 – Absconded / FTA
- B.** 9 – Deceased
- C.** 446 – Successfully Completed
- D.** 125 – Terminated Unsuccessful / Revoked

10. Risk Assessment

- A.** 220 – Low
- B.** 133 – Moderate
- C.** 130 – High
- D.** 17 – Very High

11. Charge

- A.** Class B Felony
 - 1 – Offenses relating to controlled substances under IC 35-48
- B.** Level 2 Felony
 - 5 – Offenses relating to controlled substances under 35-48
- C.** Level 3 Felony
 - 6 – Offenses relating to controlled substances under IC 35-48
- D.** Level 4 Felony
 - 3 – Offenses involving a motor vehicle under IC 9
 - 10 – Offenses relating to controlled substances under IC 35-48
- E.** Level 5 Felony
 - 1 – Offenses against general public administration under IC 35-44.1
 - 1 – Offenses against property under IC 35-43
 - 2 – Offenses against the person under IC 35-42
 - 3 – Offenses involving a motor vehicle under IC 9
 - 21 – Offenses relating to controlled substances under IC 35-48
 - 2 – Offense relating to regulations of weapons and instruments of violence under IC 35-47

COURT ALCOHOL AND DRUG PROGRAM DATA REPORT

(continued)

F. Level 6 Felony

- 2 – Offenses against general public administration under IC 35-44.1
- 4 – Offenses against property under IC 35-43
- 4 – Offenses against public health, order and decency under IC 35-45
- 3 – Offenses against the person under IC 35-42
- 93 – Offenses involving a motor vehicle under IC 9
- 102 – Offenses relating to controlled substances under IC 35-48

G. Class A Misdemeanor

- 1 – Offenses against general public administration under IC 35-44.1
- 1 – Offenses against property under IC 35-43
- 2 – Offenses against public health, order and decency under IC 35-45
- 2 – Offenses against the person under IC 35-42
- 161 – Offenses involving a motor vehicle under IC 9
- 11 – Offenses relating to controlled substances under IC 35-48

H. Class B Misdemeanor

- 2 – Offenses against property under IC 35-43
- 1 – Offenses against public health, order and decency under IC 35-45
- 1 – Offenses against the person under IC 35-42
- 1 – Offenses involving a motor vehicle under IC 9
- 8 – Offenses involving alcohol under IC 7.1
- 3 – Offenses relating to controlled substances under IC 35-48

I. Class C Misdemeanor

- 98 – Offenses involving a motor vehicle under IC 9
- 4 – Offenses involving alcohol under IC 7.1
- 2 – Offenses relating to controlled substances under IC 35-48

PROBLEM SOLVING COURTS PERFORMANCE MEASURES

Note – The report represents data submitted to the State of Indiana and differs slightly in the data reported elsewhere in the annual report due to collection methods and dates in time when the data was calculated.

	Drug Treatment Court	Reentry Court	Mental Health Court	Veterans Court
Demographics				
A. Sex – number of participants in each category during the reporting period.				
1. Female	26	6	11	0
2. Male	46	30	0	11
B. Race – number of participants in each category during the reporting period.				
1. White	63	25	9	9
2. Black or African American	4	9	2	2
3. American Indian or Alaska Native	2	0	0	0
4. Other	1	0	0	0
5. Two or more races	2	0	0	0
C. Ethnicity – number of participants in each category during the reporting period.				
1. Of Hispanic, Latino or Spanish origin	1	0	0	0
2. Not of Hispanic, Latino or Spanish origin	71	36	11	11
D. Age – number of participants in each age range at intake during the reporting period.				
1. 18-21	1	0	0	0
2. 22-25	7	4	0	0
3. 26-30	13	9	1	1
4. 31-35	13	4	1	1
5. 36-40	13	6	4	3
6. 41-45	10	7	1	2
7. 46-50	4	2	0	0
8. 51-55	5	3	3	3
9. 56-60	3	0	1	0
10. 61-65	1	0	0	1
11. 66 and Above	2	1	0	0
E. Military status – number of participants reporting current or past military service at intake during the reporting period.	2	0	0	7

	Drug Treatment Court	Reentry Court	Mental Health Court	Veterans Court
F. Education – number of participants with each of the following education levels at intake during the reporting period.				
1. Less than a high school education	10	8	0	5
2. High school equivalency	4	3	1	1
3. High school	34	16	5	4
4. College	24	9	5	1
G. Employment – count only those participants who are legally employed and work either 30 hours or more per week (full-time), are verifiably disabled and unable to work, are retired and existing on a pension, or are attending school full-time on the last day of the reporting period.				
1. Number of participants who were employed full-time	59	28	8	11
2. Number of participants who were full-time students	12	0	0	0
2. Number of disabled participants	1	8	3	0
H. Current offense – number of participants admitted during the reporting period with the most serious offense for which each individual is participating in the problem-solving court, prioritized by offense level and type of offense as listed below. Count each participant only once.				
1. Level 2 Felony	0	1	0	0
2. Level 3 Felony	1	2	0	0
3. Level 4 Felony	6	10	2	1
4. Class C Felony	0	1	0	0
5. Level 5 Felony	14	15	3	1
6. Class D Felony	2	1	0	0
7. Level 6 Felony	47	6	4	8
8. Class A Misdemeanor	1	0	0	1
I. Treatment history – number of participants admitted during the reporting period with past or current treatment at intake in the following categories. Data in this section shall be supported by documentation in the court's possession and collected at the time of admission. Each participant should only fall within one category.				
1. Mental health disorder	6	2	3	1
2. Substance disorder	22	11	4	2
3. Co-occurring disorders	2	3	7	0
J. Treatment Services – number of participants who received the following services during the reporting period. A participant may be counted in both categories but should not be counted more than once in a service category.				
1. Substance abuse treatment	27	14	6	5
2. Mental health treatment	8	13	8	2

	Drug Treatment Court	Reentry Court	Mental Health Court	Veterans Court
K. Risk Assessment				
1. Number of participants scored at intake using the IRAS/IYAS at each of the following risk levels during the reporting period.				
a. Low	2	0	0	0
b. Moderate	11	3	1	4
c. High	5	3	1	1
d. Very High	2	2	5	0
2. Number of graduated participants scored at discharge using the IRAS/IYAS in each of the following risk levels during the reporting period.				
a. Increase from intake	0	0	0	0
b. Decrease from intake	0	0	0	0
c. No change from intake	1	0	0	0
L. Drug(s) of choice – number of participants admitted during the reporting period who report their drug of choice as one or more of the following:				
1. Alcohol	33	5	4	2
2. Amphetamines	1	1	0	0
3. Benzodiazepines	1	0	1	0
4. Crack/Cocaine	1	1	1	0
5. Heroin	8	6	1	0
6. Marijuana	14	6	1	2
7. Methamphetamines	13	5	2	0
8. Prescription opioids (e.g. Buprenorphine/Suboxone, Methadone)	2	1	2	0
9. Synthetic substances (e.g. Ecstasy, Spice/K2, bath salts)	1	1	1	0
M. Program participant status				
1. Admitted	21	10	7	5
2. Graduated	20	8	2	4
3. Terminated (removal for noncompliance with program requirements)	8	3	2	0
4. Withdrawn (removal for something other than noncompliance with program requirements)	0	2	0	0
5. Deceased	1	0	0	0
6. Active (the total number of participants)	43	23	7	7
N. Legal status of participants – number of participants in each of the following categories as determined at the time of intake during the reporting period. A participant may be counted in more than one category only if the individual enters the court under more than one case number with different legal statuses.				
1. Judgment of conviction withheld pending successful completion of the problem solving court	72	36	11	11
2. A condition of a community transition program under IC 11-10-11.5	0	4	0	0

	Drug Treatment Court	Reentry Court	Mental Health Court	Veterans Court
Abstinence and Use				
A. Number of chemical tests administered during the reporting period	11,819	7,689	2,049	2,265
B. Number of chemical tests administered during the reporting period with a positive test result	261	112	113	152
C. Number of chemical tests administered during the reporting period with dilute results	19	10	4	1
D. Number of chemical tests administered in each of the following categories during the reporting period				
1. Breath	7,537	5,022	1,382	1,443
2. Saliva	955	624	123	178
3. Urine	3,327	2,043	544	644
E. Participant substance use during the reporting period				
1. Number of participants who tested positive during the reporting period	49	25	10	7
2. Number of participants with dilute test results during the reporting period	11	5	3	1
3. Number of times participants tested positive for each of the following substances during the reporting period				
a. Alcohol	20	5	2	6
b. Amphetamines	12	19	4	2
c. Benzodiazepines	12	3	0	1
d. Crack / Cocaine	4	0	0	3
e. Heroin	2	1	0	0
f. Marijuana	49	9	6	8
g. Methamphetamines	13	12	4	2
h. Prescription opioids (used without prescription or contrary to prescription directives) (e.g. Buprenorphine/Suboxone, Methadone)	56	13	64	67
i. Synthetic substances (Ecstasy, Spice/K2, bath salts)	1	0	1	0
Adult Participant Data				
A. Number of adult participants who received a jail sanction	32	19	8	3
B. Number of jail days served by adult participants for sanctions	273	102	217	80
C. Number of jail days served by adult participants awaiting treatment placement (to include detoxification, sober living, inpatient, etc.)	59	149	31	11
D. Number of jail days served by adult participants awaiting home detention or work release placement	0	17	0	0
E. Number of jail days served by adult participants awaiting termination	2,083	981	77	0
Graduation Rate – The percentage of participants who graduated from the problem-solving court, derived by dividing the total number of problem-solving court graduates since initial problem-solving court certification by the total number of graduates since initial problem-solving court certification plus the total number of participants terminated since initial problem-solving court certification, calculated on the final day of the reporting period.	60%	43%	37%	67%

	Drug Treatment Court	Reentry Court	Mental Health Court	Veterans Court
Recidivism				
A. During problem-solving court participation, the number of adult participants charged with a new felony or misdemeanor, and the number of juvenile participants charged with a new act that would be a felony or misdemeanor if committed by an adult or waived to criminal court in each of the following offense levels during the reporting period. Report only the most serious offense charged to the participant under the appropriate offense level.				
1. Level 6 Felony	0	1	1	0
2. Class A Misdemeanor	1	0	0	0
3. Class B Misdemeanor	0	1	0	0
B. Number of former adult participants charged with a new local (defined as within the same county as the problem-solving court) felony or misdemeanor and former juvenile participants charged with a new local (defined as within the same county as the problem-solving court) act that would be a felony or misdemeanor if committed by an adult or waived to criminal court in each of the following offense levels within 36 months of problem-solving court discharge during the reporting period. Count only the most serious offense charged to the former participant under the appropriate offense level.				
1. Graduated participants				
a. Level 6 Felony	1	0	1	1
2. Terminated participants				
a. Level 6 Felony	1	0	0	0
3. Withdrawn participants	0	0	0	0
Retention Rate – The percentage of participants who have either graduated or are still active in the problem-solving court out of the total number of participants admitted since initial problem-solving court certification (active + graduated / total number admitted), calculated on the final day of the reporting period.	62%	53%	43%	73%

JUVENILE DAILY POPULATIONS

SECURE DETENTION DAILY POPULATION

	January	February	March	April	May	June	July	August	September	October	November	December
1	4	1	2	3	2	0	3	2	0	4	6	4
2	4	1	2	3	1	0	3	2	0	4	6	4
3	4	1	2	3	1	1	3	0	0	4	5	5
4	3	1	2	4	1	1	3	0	0	4	5	5
5	4	1	3	4	1	1	4	0	0	5	5	5
6	4	1	3	3	1	1	3	0	0	5	5	4
7	3	1	3	3	1	1	3	0	0	5	5	4
8	3	1	2	3	1	2	3	0	0	5	5	5
9	3	1	1	3	1	2	3	0	0	5	4	5
10	3	1	1	3	1	2	3	0	0	6	4	5
11	3	2	1	3	1	2	3	0	1	5	4	5
12	3	2	1	3	1	3	2	0	1	5	4	4
13	2	2	1	3	1	3	2	0	2	5	4	4
14	4	2	2	3	1	3	2	0	1	5	4	4
15	4	2	2	3	1	3	2	0	2	5	4	4
16	4	1	2	3	1	3	2	0	2	5	4	4
17	4	1	2	3	0	3	2	0	2	5	4	4
18	4	1	2	3	0	3	2	0	4	5	4	4
19	3	1	2	2	1	3	2	1	4	5	4	4
20	0	2	2	2	1	3	2	1	4	5	4	4
21	0	2	2	2	1	3	2	2	4	4	4	3
22	0	1	3	2	1	3	1	2	3	4	4	3
23	0	1	1	2	1	3	2	2	3	4	4	3
24	0	1	1	2	1	3	2	2	3	4	4	3
25	0	1	1	2	1	3	2	1	3	3	4	3
26	0	1	2	2	1	3	2	1	3	2	4	3
27	0	1	2	2	1	3	3	1	3	2	4	3
28	0	1	2	2	1	3	2	1	3	2	4	3
29	1	-	2	2	1	3	2	1	3	2	4	3
30	1	-	3	2	1	3	2	1	3	2	4	3
31	1	-	3	-	1	-	2	0	-	6	-	3
Total	69	35	60	80	30	70	74	20	54	132	130	120

*2022 average daily detention population = **2.39**

Low = 0

High = 6

SHELTER CARE DAILY POPULATION

	January	February	March	April	May	June	July	August	September	October	November	December
1	0	0	2	1	0	2	0	0	1	0	0	1
2	0	0	2	1	0	1	0	0	1	0	0	1
3	0	0	2	1	0	1	0	0	1	0	0	1
4	0	0	2	0	0	1	0	0	1	0	0	1
5	0	0	2	0	0	1	0	0	1	0	0	1
6	0	0	2	0	0	1	0	0	1	0	0	1
7	1	0	2	0	0	1	0	0	1	0	0	1
8	1	0	2	0	0	0	0	0	1	0	0	1
9	1	0	1	0	0	0	0	0	1	0	1	1
10	1	0	1	0	0	0	0	0	1	0	1	1
11	1	0	1	0	0	0	0	1	1	0	1	1
12	1	0	1	0	0	0	0	0	1	0	1	1
13	1	0	1	0	0	0	0	0	1	0	1	1
14	1	0	1	0	0	0	0	0	1	0	1	1
15	1	0	1	0	0	1	0	0	1	0	1	1
16	1	0	1	0	0	1	0	0	1	0	2	1
17	1	0	1	0	0	2	0	0	0	0	2	1
18	1	0	1	0	0	1	0	0	0	0	2	1
19	0	0	1	1	1	1	0	0	0	0	2	1
20	0	0	0	0	1	1	0	0	0	0	2	1
21	0	0	0	0	1	1	0	0	0	0	1	1
22	0	1	0	0	1	1	0	0	0	0	1	1
23	0	1	0	0	1	1	0	0	0	0	2	1
24	0	1	0	0	1	0	0	0	0	0	2	1
25	0	1	0	0	1	0	0	1	0	0	2	1
26	0	1	0	0	1	0	0	1	0	2	2	1
27	0	1	0	0	1	0	0	1	0	2	2	1
28	0	2	0	0	1	0	0	1	0	2	2	1
29	0	-	0	0	1	0	0	1	0	2	2	1
30	0	-	1	0	1	0	0	1	0	2	1	1
31	0	-	0	-	1	-	0	1	-	-	-	1
Total	12	8	28	4	13	18	0	8	16	10	34	31

*2022 average daily shelter population = **0.5**

Low = 0

High = 2

LIST OF OFFENSES FOR SUPERVISIONS AND PROGRAMS

JUVENILE OFFENSES FOR REFERRALS AND SUPERVISIONS

	Juvenile Referrals	Juvenile Supervisions
Aggravated Battery (Felony)	2	0
Armed Robbery (Felony)	1	0
Auto Theft (Felony)	7	0
Battery (Misdemeanor)	31	0
Battery Against a Public Safety Official (Felony)	4	0
Battery by Means of a Deadly Weapon (Felony)	3	0
Battery Resulting in Bodily Injury (Misdemeanor)	17	0
Battery Resulting in Bodily Injury to a Public Safety Officer (Felony)	1	0
Battery Resulting in Moderate Bodily Injury (Felony)	1	0
Burglary (Felony)	4	3
Carrying a Handgun without a License (Misdemeanor)	4	1
Child Exploitation (Felony)	1	0
Child Molesting (Felony)	1	0
Confinement (Felony)	2	0
Conversion (Misdemeanor)	0	3
Criminal Mischief (Misdemeanor)	21	2
Criminal Recklessness (Felony)	1	1
Criminal Recklessness (Misdemeanor)	9	0
Curfew Violation (Status)	6	1
Dangerous Possession of a Firearm (Felony)	1	0
Dangerous Possession of a Firearm (Misdemeanor)	2	2
Dealing in a Schedule I Controlled Substance (Felony)	1	0
Dealing in Marijuana (Misdemeanor)	1	0
Delinquent Alcohol Violation (Status)	1	0
Delinquent Flees from Lawful Detention (Status)	3	0
Disorderly Conduct (Misdemeanor)	6	12
Dissemination of Matter Harmful to Minors (Felony)	2	0
Domestic Battery (Misdemeanor)	29	0
Domestic Battery Against an Endangered Adult (Felony)	1	0
Domestic Battery by Means of a Deadly Weapon (Felony)	1	0
Domestic Battery Resulting in Serious Bodily Injury (Felony)	2	0
Escape (Felony)	14	0
False Government Identification (Misdemeanor)	4	0
False Identification Card (Misdemeanor)	3	0
False Identity Statement (Misdemeanor)	7	0

	Juvenile Referrals	Juvenile Supervisions
False Informing (Misdemeanor)	4	0
False Reporting (Felony)	1	0
Fraud (Felony)	5	0
Habitual Disobedience of Parent, Guardian, or Custodian (Status)	10	3
Harassment (Misdemeanor)	2	0
Interference with the Reporting of a Crime (Misdemeanor)	2	0
Intimidation (Felony)	12	0
Intimidation (Misdemeanor)	7	1
Leaving Home without Permission of Parent, Guardian, or Custodian (Status)	71	5
Leaving the Scene of an Accident (Misdemeanor)	3	0
Leaving the Scene of an Accident with Bodily Injury (Misdemeanor)	1	0
Minor Consuming Alcohol (Misdemeanor)	20	1
Minor in Possession of Alcohol (Misdemeanor)	10	0
Operating a Motor Vehicle without ever Receiving a License (Misdemeanor)	8	0
Operating a Vehicle While Intoxicated (Misdemeanor)	3	1
Operating a Vehicle While Intoxicated Endangering a Person (Misdemeanor)	4	0
Operating a Vehicle With a Schedule I or II Controlled Substance or its Metabolite in the Blood (Misdemeanor)	1	0
Operating a Vehicle With an ACE of .08 or More (Misdemeanor)	1	1
Operating a Vehicle With an ACE of .15 or More (Misdemeanor)	1	0
Possession of a Controlled Substance (Misdemeanor)	1	0
Possession of a Knife on School Property (Misdemeanor)	1	0
Possession of Firearm of School Property (Felony)	3	0
Possession of Marijuana (Misdemeanor)	13	2
Possession of Methamphetamine (Felony)	2	0
Possession of Paraphernalia (Misdemeanor)	2	0
Public Intoxication (Misdemeanor)	0	1
Rape (Felony)	2	0
Reckless Driving (Misdemeanor)	3	0
Residential Entry (Felony)	2	0
Resisting Law Enforcement (Felony)	4	0
Resisting Law Enforcement (Misdemeanor)	17	4
Robbery (Felony)	1	0
Robbery Resulting in Bodily Injury (Felony)	1	0
Sexual Battery (Felony)	1	0
Strangulation (Felony)	0	1
Theft (Felony)	5	0
Theft (Misdemeanor)	22	1
Theft of a Firearm (Felony)	2	0

	Juvenile Referrals	Juvenile Supervisions
Truancy (Status)	31	3
Unauthorized Absence from Home Detention (Misdemeanor)	1	0
Unauthorized Entry of a Motor Vehicle (Misdemeanor)	6	1
Unlawful Possession or Use of a Legend Drug (Felony)	1	0
Voyeurism (Felony)	2	0
TOTAL	483	50

ADULT PROBATION AND COURT ALCOHOL & DRUG PROGRAM SUPERVISION OFFENSES

	Adult Probation Supervisions	Court Alcohol & Drug Program Supervisions
Aggravated Battery (Felony)	2	0
Armed Robbery (Felony)	3	0
Arson (Felony)	1	0
Assisting a Criminal (Felony)	2	0
Assisting a Criminal (Misdemeanor)	1	0
Auto Theft (Felony)	16	0
Battery (Misdemeanor)	10	0
Battery Against a Public Safety Official (Felony)	4	1
Battery by Bodily Waste (Felony)	3	0
Battery by Bodily Waste (Misdemeanor)	1	0
Battery by Means of a Deadly Weapon (Felony)	3	0
Battery on a Person Less than 14 Years Old (Felony)	2	0
Battery Resulting in Bodily Injury (Misdemeanor)	18	1
Battery Resulting in Bodily Injury to a Person Less than 14 Years of Age (Felony)	1	0
Battery Resulting in Bodily Injury to a Pregnant Woman (Felony)	1	0
Battery Resulting in Bodily Injury to a Public Safety Officer (Felony)	3	0
Battery Resulting in Moderate Bodily Injury (Felony)	6	0
Battery Resulting in Serious Bodily Injury (Felony)	3	0
Burglary (Felony)	21	1
Burglary Resulting in Bodily Injury (Felony)	1	0
Carrying a Handgun without a License (Felony)	2	2
Carrying a Handgun without a License (Misdemeanor)	4	1
Causing Death When Operating a Motor Vehicle with a Schedule I or II Controlled Substance in the Blood (Felony)	1	1
Causing Death When Operating a Motor Vehicle While Intoxicated (Felony)	2	2
Causing Serious Bodily Injury When Operating a Motor Vehicle While Intoxicated (Felony)	4	3
Check Deception (Felony)	2	0
Child Molesting (Felony)	3	0
Child Seduction (Felony)	1	0
Child Solicitation (Felony)	3	0
Confinement (Felony)	4	0
Conversion (Misdemeanor)	5	0
Counterfeiting (Felony)	2	0
Criminal Confinement (Felony)	4	0
Criminal Deviate Conduct (Felony)	1	0
Criminal Mischief (Misdemeanor)	14	2

	Adult Probation Supervisions	Court Alcohol & Drug Program Supervisions
Criminal Recklessness (Felony)	8	1
Criminal Recklessness (Misdemeanor)	1	1
Criminal Trespass (Misdemeanor)	4	0
Dealing in a Narcotic Drug (Felony)	9	8
Dealing in a Schedule I Controlled Substance (Felony)	1	1
Dealing in a Schedule IV Controlled Substance (Felony)	1	1
Dealing in Cocaine (Felony)	1	1
Dealing in Marijuana (Felony)	2	2
Dealing in Marijuana (Misdemeanor)	2	2
Dealing in Methamphetamine (Felony)	19	17
Dealing in Smokable Hemp (Misdemeanor)	1	1
Disorderly Conduct (Misdemeanor)	10	1
Dissemination of Matter Harmful to Minors (Felony)	1	0
Domestic Battery (Felony)	22	0
Domestic Battery (Misdemeanor)	27	1
Domestic Battery by Means of a Deadly Weapon (Felony)	2	1
Domestic Battery Resulting in Bodily Injury to a Pregnant Woman (Felony)	2	0
Domestic Battery Resulting in Serious Bodily Injury (Felony)	1	0
Driving while Suspended (Misdemeanor)	6	2
Escape (Felony)	4	0
Failure to Notify by Sexually Violent Predator (Misdemeanor)	2	0
Failure to Register as a Sex or Violent Offender (Felony)	4	0
False Identity Statement (Misdemeanor)	1	1
False Informing (Misdemeanor)	2	0
Felon Carrying a Handgun (Felony)	3	0
Forgery (Felony)	6	0
Fraud (Felony)	9	0
Fraud on a Financial Institution (Felony)	6	0
Harassment (Misdemeanor)	1	0
Identity Deception (Felony)	4	2
Incest (Felony)	1	0
Indecent Exposure (Misdemeanor)	1	0
Institutional Criminal Mischief (Felony)	1	0
Intimidation (Felony)	12	0
Intimidation (Misdemeanor)	9	2
Invasion of Privacy (Felony)	4	0
Invasion of Privacy (Misdemeanor)	19	0
Kidnapping (Felony)	1	0
Leaving the Scene of an Accident (Felony)	1	0

	Adult Probation Supervisions	Court Alcohol & Drug Program Supervisions
Leaving the Scene of an Accident (Misdemeanor)	7	2
Leaving the Scene of an Accident with Bodily Injury (Misdemeanor)	1	0
Maintaining a Common Nuisance (Felony)	1	1
Maintaining a Common Nuisance – Controlled Substances (Felony)	5	4
Minor Consuming Alcohol (Misdemeanor)	4	5
Neglect of a Dependent (Felony)	2	0
Neglect of a Dependent Resulting in Bodily Injury (Felony)	1	0
Neglect of a Dependent Resulting in Serious Bodily Injury (Felony)	1	0
Obtaining a Controlled Substance by Fraud or Deceit (Felony)	1	1
Obtaining or Attempting to Obtain Legend Drugs by Forgery or Alteration (Felony)	1	1
Operating a Motor Vehicle after Forfeiture of License for Life (Felony)	4	0
Operating a Motorboat while Intoxicated (Misdemeanor)	2	2
Operating a Motorboat with an ACE of .08 or More (Misdemeanor)	2	2
Operating a Vehicle as a Habitual Traffic Violator (Felony)	5	1
Operating a Vehicle while Intoxicated (Felony)	43	39
Operating a Vehicle while Intoxicated (Misdemeanor)	29	34
Operating a Vehicle while Intoxicated Endangering a Person (Felony)	12	12
Operating a Vehicle while Intoxicated Endangering a Person (Misdemeanor)	147	146
Operating a Vehicle while Intoxicated Endangering a Person with a Passenger Less than 18 Years of Age (Felony)	6	5
Operating a Vehicle with a Schedule I or II Controlled Substance or its Metabolite in the Blood (Felony)	1	1
Operating a Vehicle with a Schedule I or II Controlled Substance or its Metabolite in the Blood (Misdemeanor)	1	1
Operating a Vehicle with a Schedule I or II Controlled Substance or its Metabolite in the Body (Misdemeanor)	4	4
Operating a Vehicle with an ACE of .08 or More (Felony)	4	4
Operating a Vehicle with an ACE of .08 or More (Misdemeanor)	40	38
Operating a Vehicle with an ACE of .15 or More (Felony)	6	6
Operating a Vehicle with an ACE of .15 or More (Misdemeanor)	22	22
Pointing a Firearm (Felony)	1	0
Possession of a Controlled Substance (Felony)	1	1
Possession of a Controlled Substance (Misdemeanor)	7	5
Possession of a Narcotic Drug (Felony)	22	22
Possession of a Schedule V Controlled Substance (Misdemeanor)	1	1
Possession of a Synthetic Drug or Synthetic Drug Lookalike Substance (Felony)	1	1
Possession of Altered Handgun (Felony)	1	0
Possession of Child Pornography (Felony)	3	0
Possession of Cocaine (Felony)	3	2
Possession of Marijuana (Felony)	1	1
Possession of Marijuana (Misdemeanor)	9	7

	Adult Probation Supervisions	Court Alcohol & Drug Program Supervisions
Possession of Methamphetamine (Felony)	99	93
Possession of Paraphernalia (Misdemeanor)	4	3
Public Indecency (Felony)	1	0
Public Intoxication (Misdemeanor)	8	8
Rape (Felony)	2	0
Reckless Driving (Misdemeanor)	22	19
Reckless Homicide (Felony)	1	0
Residential Entry (Felony)	15	0
Resisting Law Enforcement (Felony)	27	5
Resisting Law Enforcement (Misdemeanor)	27	5
Robbery (Felony)	8	0
Robbery Resulting in Bodily Injury (Felony)	1	0
Sexual Battery (Felony)	3	1
Sexual Misconduct with a Minor (Felony)	4	0
Stalking (Felony)	1	0
Strangulation (Felony)	17	0
Theft (Felony)	48	2
Theft (Misdemeanor)	15	2
Theft of a Firearm (Felony)	1	0
Unauthorized Entry of a Motor Vehicle (Misdemeanor)	1	0
Unlawful Carrying of a Handgun (Misdemeanor)	1	0
Unlawful Possession of a Firearm by a Serious Violent Felon (Felony)	5	0
Unlawful Possession of Syringe (Felony)	10	6
Unlawful Possession or Use of a Legend Drug (Felony)	9	7
Visiting a Common Nuisance – Controlled Substances (Misdemeanor)	1	1
TOTAL	1,098	582

CASP LEVELS 1-12 SUPERVISION OFFENSES

	CASP Level 1 (Work Release)	CASP Levels 2-5 (Electronic Monitoring)	CASP Levels 6, 8, 9 (Curfew/Exclusion Monitoring)	CASP Level 7 (Alcohol Detection)	CASP Level 10 (Day Reporting)	CASP Levels 11-12 (Pretrial Supervision)
Aggravated Battery (Felony)	0	0	0	0	0	5
Armed Robbery (Felony)	0	3	0	0	0	6
Arson (Felony)	0	1	0	0	0	2
Assisting a Criminal (Felony)	0	0	0	0	1	0
Attempted Murder (Felony)	0	1	2	0	1	8
Auto Theft (Felony)	0	3	0	0	6	36
Battery (Felony)	0	0	0	0	0	1
Battery (Misdemeanor)	0	2	1	0	5	19
Battery Against a Disabled Person (Felony)	0	1	0	1	0	1
Battery Against a Public Safety Official (Felony)	0	0	0	2	10	22
Battery by Bodily Waste (Felony)	0	1	0	3	4	14
Battery by Bodily Waste (Misdemeanor)	0	0	0	0	2	3
Battery by Means of a Deadly Weapon (Felony)	0	2	0	0	3	18
Battery on a Person Less than 14 Years Old (Felony)	0	0	0	0	1	3
Battery Resulting in Bodily Injury (Misdemeanor)	0	1	0	2	10	49
Battery Resulting in Bodily Injury to a Person Less than 14 Years of Age (Felony)	0	0	0	0	0	2
Battery Resulting in Bodily Injury to a Public Safety Officer (Felony)	0	0	0	1	1	3
Battery Resulting in Death of a Person Less than 14 Years of Age (Felony)	0	0	0	0	0	1
Battery Resulting in Moderate Bodily Injury (Felony)	0	0	0	0	1	2
Battery Resulting in Serious Bodily Injury (Felony)	0	1	0	0	1	4
Battery Resulting in Serious Bodily Injury to a Person Less Than 14 Years Old (Felony)	0	0	0	0	0	1
Bestiality (Felony)	0	0	0	0	0	1
Burglary (Felony)	2	6	5	1	17	37
Carrying a Handgun without a License (Felony)	0	4	0	1	1	4
Carrying a Handgun without a License (Misdemeanor)	0	0	0	0	0	7
Causing Catastrophic Injury when Operating a Motor Vehicle While Intoxicated (Felony)	0	1	0	1	0	1
Causing Death when Operating a Motor Vehicle While Intoxicated (Felony)	0	1	0	1	0	2
Causing Serious Bodily Injury when Operating a Motor Vehicle While Intoxicated (Felony)	0	4	0	1	2	5

	CASP Level 1 (Work Release)	CASP Levels 2-5 (Electronic Monitoring)	CASP Levels 6, 8, 9 (Curfew/Exclusion Monitoring)	CASP Level 7 (Alcohol Detection)	CASP Level 10 (Day Reporting)	CASP Levels 11-12 (Pretrial Supervision)
Causing Serious Bodily Injury when Operating a Motor Vehicle with a Schedule I or II Substance in Blood (Felony)	0	1	0	0	0	2
Causing Serious Bodily Injury when Operating a Motor Vehicle with an ACE of .08 or More (Felony)	0	0	0	0	1	2
Check Fraud (Misdemeanor)	0	0	0	0	0	2
Child Exploitation (Felony)	0	2	0	0	1	5
Child Molesting (Felony)	0	2	1	0	0	6
Child Solicitation (Felony)	0	1	0	0	0	2
Confinement (Felony)	0	2	1	0	2	18
Contributing to the Delinquency of a Minor (Felony)	0	0	0	0	0	1
Contributing to the Delinquency of a Minor (Misdemeanor)	0	1	2	0	0	2
Conversion (Misdemeanor)	0	0	0	0	2	12
Counterfeiting (Felony)	0	0	0	0	2	10
Criminal Confinement (Felony)	1	1	1	0	1	9
Criminal Mischief (Misdemeanor)	0	7	0	2	14	73
Criminal Recklessness (Felony)	0	3	2	1	1	23
Criminal Recklessness (Misdemeanor)	0	2	1	0	1	2
Criminal Trespass (Felony)	0	0	0	0	0	2
Criminal Trespass (Misdemeanor)	0	2	0	2	14	54
Cruelty to an Animal (Misdemeanor)	0	0	0	0	0	1
Dangerous Possession of a Firearm (Misdemeanor)	0	0	0	0	0	1
Dealing in a Narcotic Drug (Felony)	0	5	0	0	9	20
Dealing in a Schedule I Controlled Substance (Felony)	0	2	0	0	1	5
Dealing in a Schedule II Controlled Substance (Felony)	0	0	0	0	0	2
Dealing in Cocaine (Felony)	0	0	0	0	1	1
Dealing in Marijuana (Felony)	0	0	0	0	2	3
Dealing in Marijuana (Misdemeanor)	0	1	0	0	0	1
Dealing in Methamphetamine (Felony)	3	5	1	1	14	34
Disarming a Law Enforcement Officer (Felony)	0	0	0	0	0	2
Disorderly Conduct (Misdemeanor)	0	0	0	2	2	21
Domestic Battery (Felony)	0	12	8	4	9	90
Domestic Battery (Misdemeanor)	0	8	5	5	10	63
Domestic Battery by Means of a Deadly Weapon (Felony)	0	2	2	1	1	8
Domestic Battery in Violation of a Protective Order (Felony)	0	0	0	0	0	1

	CASP Level 1 (Work Release)	CASP Levels 2-5 (Electronic Monitoring)	CASP Levels 6, 8, 9 (Curfew/Exclusion Monitoring)	CASP Level 7 (Alcohol Detection)	CASP Level 10 (Day Reporting)	CASP Levels 11-12 (Pretrial Supervision)
Domestic Battery Resulting in Bodily Injury to a Person Less Than 14 Years of Age (Felony)	0	0	0	0	0	1
Domestic Battery Resulting in Bodily Injury to a Pregnant Woman (Felony)	0	0	0	0	0	7
Domestic Battery Resulting in Moderate Bodily Injury (Felony)	0	0	0	0	1	6
Domestic Battery Resulting in Serious Bodily Injury (Felony)	0	0	0	0	0	2
Driving while Suspended (Misdemeanor)	0	2	0	1	6	27
Escape (Felony)	0	0	1	0	2	2
Failure to Properly Dispose of a Dead Animal (Felony)	0	0	0	0	0	2
Failure to Register as a Sex or Violent Offender (Felony)	0	0	0	0	1	13
Failure to Remain at the Scene of an Accident (Misdemeanor)	0	0	0	1	0	0
Failure to Return to Lawful Detention (Felony)	0	1	0	0	0	2
False Government Identification (Misdemeanor)	0	0	0	0	0	3
False Identity Statement (Misdemeanor)	0	0	0	0	2	6
False Informing (Misdemeanor)	0	0	0	0	7	18
Felon Carrying a Handgun (Felony)	0	1	0	0	3	5
Forgery (Felony)	0	2	0	0	2	8
Fraud (Felony)	0	0	0	0	0	13
Fraud on a Financial Institution (Felony)	0	0	1	0	1	4
Furnishing Alcohol to a Minor (Felony)	0	1	0	0	0	1
Furnishing False Evidence of Identity (Misdemeanor)	0	0	0	0	0	1
Habitual Offender	0	0	0	0	0	1
Harassment (Misdemeanor)	0	0	0	0	0	4
Identity Deception (Felony)	0	2	0	0	1	5
Inappropriate Communication with a Child (Felony)	0	0	0	0	0	1
Indecent Exposure (Misdemeanor)	0	0	0	0	1	1
Institutional Criminal Mischief (Felony)	0	0	0	0	1	1
Interference with the Reporting of a Crime (Misdemeanor)	0	2	0	0	0	13
Intimidation (Felony)	0	4	2	2	11	48
Intimidation (Misdemeanor)	0	0	0	0	1	3
Invasion of Privacy (Felony)	0	1	2	1	4	6
Invasion of Privacy (Misdemeanor)	0	9	11	3	7	59
Kidnapping (Felony)	0	2	1	0	1	5
Leaving the Scene of an Accident (Felony)	0	0	0	0	1	3

	CASP Level 1 (Work Release)	CASP Levels 2-5 (Electronic Monitoring)	CASP Levels 6, 8, 9 (Curfew/Exclusion Monitoring)	CASP Level 7 (Alcohol Detection)	CASP Level 10 (Day Reporting)	CASP Levels 11-12 (Pretrial Supervision)
Leaving the Scene of an Accident (Misdemeanor)	0	2	1	4	3	20
Leaving the Scene of an Accident with Bodily Injury (Misdemeanor)	0	0	0	0	1	0
Maintaining a Common Nuisance – Controlled Substances (Felony)	0	0	0	0	1	1
Minor Consuming Alcohol (Misdemeanor)	0	0	0	0	0	6
Minor in Possession of Alcohol (Misdemeanor)	0	1	0	0	0	4
Murder (Felony)	0	0	0	0	0	1
Neglect of a Dependent (Felony)	0	1	0	1	1	17
Neglect of a Dependent Resulting in Bodily Injury (Felony)	0	1	0	0	0	1
Neglect of a Dependent Resulting in Death (Felony)	0	0	0	0	0	1
Neglect of a Dependent Resulting in Serious Bodily Injury (Felony)	0	1	0	0	0	1
Nonsupport of a Dependent Child (Felony)	0	0	0	0	1	0
Obstruction of Justice (Felony)	0	0	0	0	0	3
Obtaining a Controlled Substance by Fraud or Deceit (Felony)	0	1	0	0	0	0
Obtaining or Attempting to Obtain Legend Drugs by Concealment of a Material Fact (Felony)	0	0	0	0	0	1
Official Misconduct (Felony)	0	0	0	0	0	1
Operating a Motor Vehicle after Forfeiture of License for Life (Felony)	0	1	0	1	1	2
Operating a Motor Vehicle without ever Receiving a License (Misdemeanor)	0	1	0	1	9	15
Operating a Vehicle as a Habitual Traffic Violator (Felony)	0	6	0	1	2	12
Operating a Vehicle while Intoxicated (Felony)	0	8	1	27	21	39
Operating a Vehicle while Intoxicated (Misdemeanor)	0	3	0	4	0	12
Operating a Vehicle while Intoxicated Endangering a Person (Felony)	0	2	0	4	2	4
Operating a Vehicle while Intoxicated Endangering a Person (Misdemeanor)	0	9	3	13	18	41
Operating a Vehicle while Intoxicated Endangering a Person with a Passenger Less than 18 Years of Age (Felony)	0	2	0	1	0	2
Operating a Vehicle with a Schedule I or II Controlled Substance or its Metabolite in the Blood (Misdemeanor)	0	1	0	0	1	2
Operating a Vehicle with a Schedule I or II Controlled Substance or its Metabolite in the Body (Misdemeanor)	0	0	0	0	0	4
Operating a Vehicle with an ACE of .08 or More (Felony)	0	2	0	4	3	2
Operating a Vehicle with an ACE of .08 or More (Misdemeanor)	0	1	0	3	4	10
Operating a Vehicle with an ACE of .15 or More (Felony)	0	0	0	9	2	16
Operating a Vehicle with an ACE of .15 or More (Misdemeanor)	0	0	0	4	3	11
Operating Vehicle with Suspended or Revoked Registration (Misdemeanor)	0	0	0	1	0	1

	CASP Level 1 (Work Release)	CASP Levels 2-5 (Electronic Monitoring)	CASP Levels 6, 8, 9 (Curfew/Exclusion Monitoring)	CASP Level 7 (Alcohol Detection)	CASP Level 10 (Day Reporting)	CASP Levels 11-12 (Pretrial Supervision)
Performance Before a Minor that is Harmful to Minors (Felony)	0	0	0	0	0	1
Pointing a Firearm (Felony)	0	0	0	0	0	9
Pointing a Firearm (Misdemeanor)	0	0	0	0	0	3
Possession of a Controlled Substance (Felony)	0	0	0	0	0	2
Possession of a Controlled Substance (Misdemeanor)	0	0	1	0	6	15
Possession of a Narcotic Drug (Felony)	0	2	0	0	15	50
Possession of a Schedule V Controlled Substance (Misdemeanor)	0	1	0	0	0	0
Possession of Altered Firearm (Felony)	0	0	0	0	0	1
Possession of Child Pornography (Felony)	0	1	0	0	0	12
Possession of Cocaine or Narcotic Drug (Felony)	0	1	0	0	1	10
Possession of Marijuana (Felony)	0	0	0	0	0	1
Possession of Marijuana (Misdemeanor)	0	4	1	0	5	55
Possession of Methamphetamine (Felony)	0	12	1	1	46	151
Possession of Paraphernalia (Misdemeanor)	0	2	0	0	10	62
Public Intoxication (Misdemeanor)	0	1	0	3	6	16
Public Intoxication – Common Carrier (Misdemeanor)	0	0	0	0	0	1
Public Nudity (Misdemeanor)	0	0	0	0	1	3
Railroad Trespass (Misdemeanor)	0	0	0	0	1	1
Rape (Felony)	0	1	0	0	0	14
Reckless Driving (Misdemeanor)	0	1	0	1	3	15
Reckless Homicide (Felony)	0	1	0	1	0	2
Residential Entry (Felony)	0	3	2	1	10	28
Resisting Law Enforcement (Felony)	0	4	0	1	15	54
Resisting Law Enforcement (Misdemeanor)	0	6	0	6	25	91
Robbery (Felony)	0	3	4	0	5	3
Robbery Resulting in Bodily Injury (Felony)	0	0	0	0	0	3
Robbery Resulting in Serious Bodily Injury (Felony)	0	0	2	0	1	1
Sexual Battery (Felony)	0	0	0	0	1	8
Sexual Misconduct with a Minor (Felony)	0	3	0	1	1	8
Shooting from or Across a Public Highway (Misdemeanor)	0	0	0	0	0	1
Stalking (Felony)	0	2	2	0	0	4
Strangulation (Felony)	2	6	2	0	4	39
Synthetic Identity Deception (Felony)	0	0	0	0	1	0

	CASP Level 1 (Work Release)	CASP Levels 2-5 (Electronic Monitoring)	CASP Levels 6, 8, 9 (Curfew/Exclusion Monitoring)	CASP Level 7 (Alcohol Detection)	CASP Level 10 (Day Reporting)	CASP Levels 11-12 (Pretrial Supervision)
Theft (Felony)	0	3	5	1	22	99
Theft (Misdemeanor)	0	5	1	2	15	65
Theft of a Firearm (Felony)	0	1	0	0	2	11
Torturing or Mutilating a Vertebrate Animal (Felony)	0	0	0	0	0	2
Unauthorized Entry of a Motor Vehicle (Misdemeanor)	0	1	1	0	4	11
Unlawful Carrying of a Handgun (Felony)	0	1	1	0	0	3
Unlawful Carrying of a Handgun (Misdemeanor)	0	0	0	0	0	3
Unlawful Possession of a Firearm by a Serious Violent Felon (Felony)	0	5	4	1	0	9
Unlawful Possession of a Syringe (Felony)	0	3	0	0	5	31
Unlawful Possession or Use of a Legend Drug (Felony)	0	1	0	0	9	35
Unlawful Use of 911 Service (Misdemeanor)	0	0	0	0	0	1
TOTAL	8	235	82	137	494	2,170

JUVENILE HOME DETENTION, COMMUNITY TRANSITION PROGRAM, AND COMMUNITY SERVICE

	Juvenile Home Detention	Community Transition Program	Community Service
Battery (Misdemeanor)	0	0	2
Battery Against a Public Safety Official (Felony)	2	0	0
Battery by Means of a Deadly Weapon (Felony)	0	1	0
Battery Resulting in Bodily Injury (Misdemeanor)	1	0	3
Battery Resulting in Moderate Bodily Injury (Felony)	0	0	2
Burglary (Felony)	2	2	13
Carrying a Handgun without a License (Felony)	1	0	1
Carrying a Handgun without a License (Misdemeanor)	2	0	0
Contributing to the Delinquency of a Minor (Felony)	0	0	1
Conversion (Misdemeanor)	5	0	0
Criminal Mischief (Misdemeanor)	3	0	3
Criminal Recklessness (Felony)	2	0	1
Criminal Recklessness (Misdemeanor)	0	0	1
Criminal Trespass (Misdemeanor)	0	0	2
Dangerous Possession of a Firearm (Misdemeanor)	3	0	0
Dealing in a Narcotic (Felony)	0	1	1
Dealing in Methamphetamine (Felony)	0	1	4
Disorderly Conduct (Misdemeanor)	7	0	3
Escape (Felony)	1	0	1
False Government Identification (Misdemeanor)	0	0	1
False Informing (Misdemeanor)	0	0	3
Felon Carrying a Handgun (Felony)	0	1	0
Forgery (Felony)	0	1	0
Fraud (Felony)	0	0	3
Fraud on a Financial Institution (Felony)	0	0	1
Habitual Disobedience of Parent, Guardian, or Custodian (Status)	2	0	0
Intimidation (Felony)	1	0	1
Intimidation (Misdemeanor)	1	0	4
Invasion of Privacy (Felony)	0	0	1
Leaving Home without Permission of Parent, Guardian, or Custodian (Status)	2	0	0
Leaving the Scene of an Accident (Misdemeanor)	0	0	3
Maintain a Common Nuisance – Controlled Substance (Felony)	0	0	2

	Juvenile Home Detention	Community Transition Program	Community Service
Minor Consuming Alcohol (Misdemeanor)	0	0	3
Neglect of a Dependent (Felony)	0	0	2
Nonsupport of a Dependent Child (Felony)	0	0	2
Operating a Motor Vehicle without ever Receiving a License (Misdemeanor)	0	0	1
Operating a Vehicle as an Habitual Traffic Violator (Felony)	0	0	1
Operating a Vehicle while Intoxicated (Felony)	0	0	7
Operating a Vehicle while Intoxicated (Misdemeanor)	1	0	8
Operating a Vehicle while Intoxicated Endangering a Person (Felony)	0	0	6
Operating a Vehicle while Intoxicated Endangering a Person (Misdemeanor)	0	0	40
Operating a Vehicle with a Schedule I or II Controlled Substance or its Metabolite in the Body (Misdemeanor)	0	0	1
Operating a Vehicle with an ACE of .08 or More (Felony)	0	0	2
Operating a Vehicle with an ACE of .08 or More (Misdemeanor)	1	0	8
Operating a Vehicle with an ACE of .15 or More (Felony)	0	0	2
Operating a Vehicle with an ACE of .15 or More (Misdemeanor)	1	0	10
Pointing a Firearm (Felony)	0	0	1
Possession of a Narcotic Drug (Felony)	0	0	1
Possession of Cocaine or Narcotic Drug (Felony)	0	0	1
Possession of Firearm on School Bus (Felony)	1	0	0
Possession of Firearm on School Property (Felony)	1	0	0
Possession of Methamphetamine (Felony)	0	0	16
Public Intoxication (Misdemeanor)	0	0	1
Reckless Driving (Misdemeanor)	0	0	5
Residential Entry (Felony)	0	0	1
Resisting Law Enforcement (Felony)	0	0	4
Resisting Law Enforcement (Misdemeanor)	2	0	6
Robbery (Felony)	1	0	2
Theft (Felony)	0	0	7
Theft (Misdemeanor)	1	0	3
Theft of Firearm (Felony)	2	0	1
Truancy (Status)	1	0	0
Unauthorized Entry of a Motor Vehicle (Misdemeanor)	2	0	0
Unlawful Carrying of a Handgun (Misdemeanor)	1	0	0
Unlawful Possession of a Firearm by a Serious Violent Felon (Felony)	0	1	3
Unlawful Possession of a Syringe (Felony)	0	0	3

	Juvenile Home Detention	Community Transition Program	Community Service
Unlawful Possession or Use of a Legend Drug (Felony)	0	0	1
TOTAL	50	8	206

PROBLEM SOLVING COURT OFFENSES

	Drug Treatment Court Supervisions	Reentry Court Supervisions	Mental Health Court Supervisions	Veterans Court Supervisions
Arson (Felony)	0	0	1	0
Auto Theft (Felony)	0	0	1	0
Battery (Misdemeanor)	1	0	0	0
Battery by Bodily Waste (Felony)	1	0	3	0
Battery by Means of a Deadly Weapon (Felony)	0	0	1	0
Battery Resulting in Bodily Injury to a Public Safety Officer (Felony)	2	0	2	1
Battery Resulting in Moderate Bodily Injury (Felony)	0	0	1	0
Burglary (Felony)	4	4	3	0
Conversion (Misdemeanor)	2	0	0	0
Criminal Mischief (Felony)	1	0	2	0
Criminal Mischief (Misdemeanor)	1	0	0	0
Criminal Recklessness (Felony)	0	0	1	0
Criminal Trespass (Misdemeanor)	0	0	3	0
Dealing in Marijuana (Felony)	1	0	0	0
Dealing in a Narcotic Drug (Felony)	0	2	0	0
Dealing in Methamphetamine (Felony)	0	1	0	0
Disarming a Law Enforcement Officer (Felony)	1	0	0	0
Domestic Battery (Felony)	0	0	0	1
Driving While Suspended (Misdemeanor)	0	0	1	0
False Informing (Felony)	1	0	0	0
False Informing (Misdemeanor)	1	0	3	0
Felon Carrying a Handgun (Felony)	0	1	0	0
Forgery (Felony)	0	1	0	0
Habitual Substance Offender	0	0	0	1
Identity Deception (Felony)	1	0	0	0
Intimidation (Misdemeanor)	0	0	1	0
Invasion of Privacy (Felony)	0	0	1	0
Invasion of Privacy (Misdemeanor)	0	0	1	0
Leaving the Scene of an Accident (Felony)	2	0	0	0
Leaving the Scene of an Accident (Misdemeanor)	1	0	0	1
Neglect of a Dependent (Felony)	1	0	0	0
Obstructing Traffic (Misdemeanor)	1	0	0	0
Operating a Vehicle as an Habitual Traffic Violator (Felony)	0	2	0	0

	Drug Treatment Court Supervisions	Reentry Court Supervisions	Mental Health Court Supervisions	Veterans Court Supervisions
Operating a Vehicle while Intoxicated (Felony)	12	0	1	1
Operating a Vehicle while Intoxicated (Misdemeanor)	3	0	0	0
Operating a Vehicle while Intoxicated Endangering a Person (Felony)	4	2	1	0
Operating a Vehicle while Intoxicated Endangering a Person (Misdemeanor)	5	1	0	4
Operating a Vehicle while Intoxicated Endangering a Person with a Passenger Less Than 18 Year of Age (Felony)	1	0	0	0
Operating a Vehicle with a Schedule I or II Controlled Substance or its Metabolite in the Body (Misdemeanor)	1	0	0	0
Operating a Vehicle with an ACE of .08 or More (Felony)	1	0	0	0
Operating a Vehicle with an ACE of .15 or More (Felony)	3	0	0	0
Operating a Vehicle with an ACE of .15 or More (Misdemeanor)	4	0	0	1
Possession of a Narcotic Drug (Felony)	2	0	0	0
Possession of Cocaine (Felony)	0	0	0	1
Possession of Cocaine (Misdemeanor)	1	0	0	0
Possession of Marijuana (Felony)	1	0	0	0
Possession of Marijuana (Misdemeanor)	0	0	2	0
Possession of Methamphetamine (Felony)	2	2	0	0
Possession of Paraphernalia (Misdemeanor)	0	0	1	0
Public Intoxication (Misdemeanor)	1	0	0	0
Resisting Law Enforcement (Felony)	2	0	2	0
Resisting Law Enforcement (Misdemeanor)	3	1	2	1
Stalking (Felony)	0	0	1	0
Theft (Felony)	8	0	0	0
Theft (Misdemeanor)	2	0	0	0
Theft of a Firearm (Felony)	1	0	0	0
Unlawful Possession of a Firearm by a Serious Violent Felon (Felony)	0	1	0	0
Unlawful Possession of a Syringe (Felony)	2	0	0	0
Unlawful Possession or Use of a Legend Drug (Felony)	2	0	0	0
TOTAL	83	18	35	12

ACKNOWLEDGMENT

The Monroe Circuit Court Probation Department Annual Report is a collaborative effort that could only be accomplished with the hard work and dedication of staff. The Chief Probation Officer Linda Brady expresses deep appreciation to all those who contributed to this project.

Contributors

Troy Hatfield
Becca Streit
Anthony Williams
Valerie Collins
Jeff Hartman
Steve Malone
Christian Carlisle
Chelsea Walters
Melissa Wallace

**YOUTH
SERVICES
BUREAU**

YOUTH

■ SERVICES BUREAU ■
of Monroe County

2022 Annual Report



615 South Adams Street, Bloomington, Indiana, 47403

Phone (812) 349-2506

Fax (812) 349-2892

YSB Website:

<https://www.co.monroe.in.us/department/?structureid=78>

Introduction

Mission Statement:

The mission of Youth Services Bureau is to support youth and families through advocacy, education, collaboration, and fostering community connections.

Vision Statement:

Youth Services Bureau of Monroe County envisions a thriving community, rooted in compassion, rich in opportunity, where youth and families are empowered and resilient.

Agency Values:

Integrity, Advocacy & Awareness, Service, Importance of Human Relationships, Honoring Dignity of Person, Investment

History:

Since 1972, Youth Services Bureau of Monroe County has provided services in an effort to strengthen families, divert youth from the juvenile justice system, and to foster positive youth development. Family support and structure are necessary for the development of our community's youth. YSB offers services that foster positive family functioning and help lay the groundwork to build healthy, productive individuals.

Accreditation & Memberships:



YSB is an accredited Indiana Youth Services Association member. We fulfill the 4 core roles of delinquency prevention, advocacy, community education and information & referral¹ with our programs.



We are also an Indiana Association of Resources and Child Advocacy member. It is an association of concerned agencies who not only care for children and families, but also care about them.²



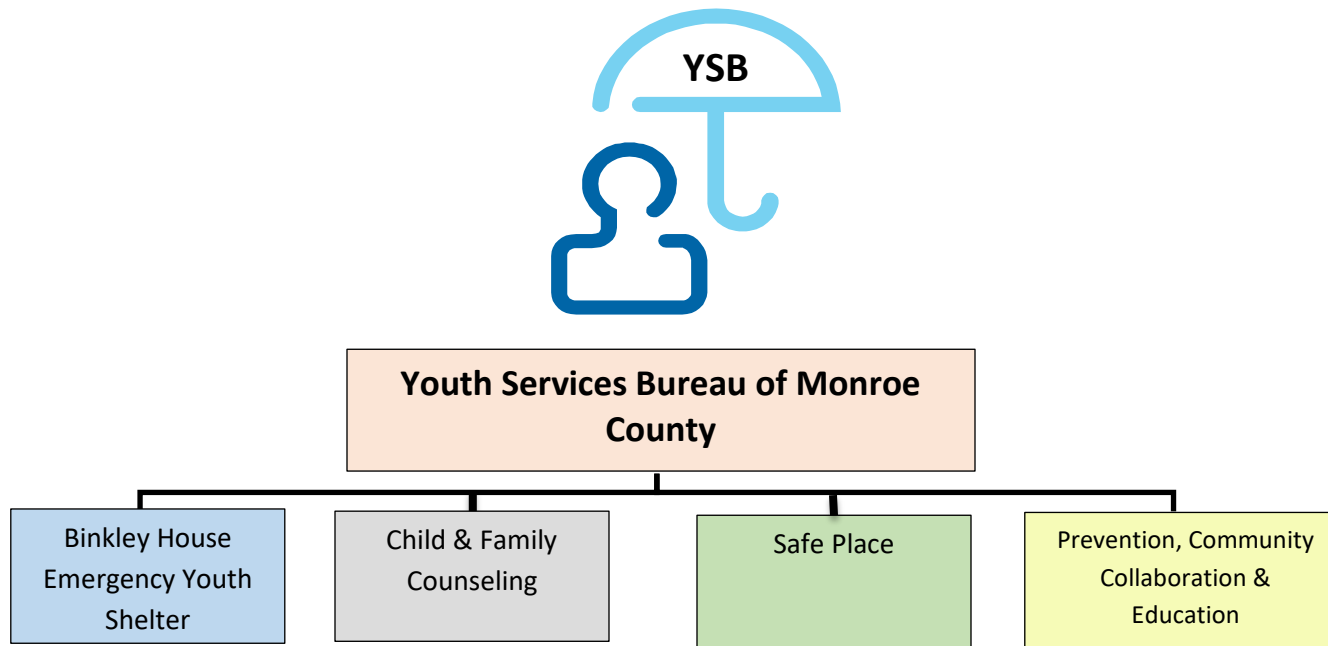
CARF accreditation signals a service provider's commitment to continually improving services, encouraging feedback, and serving the community.³

¹ <http://www.indysb.org/parents-youth/programs> "four core roles"

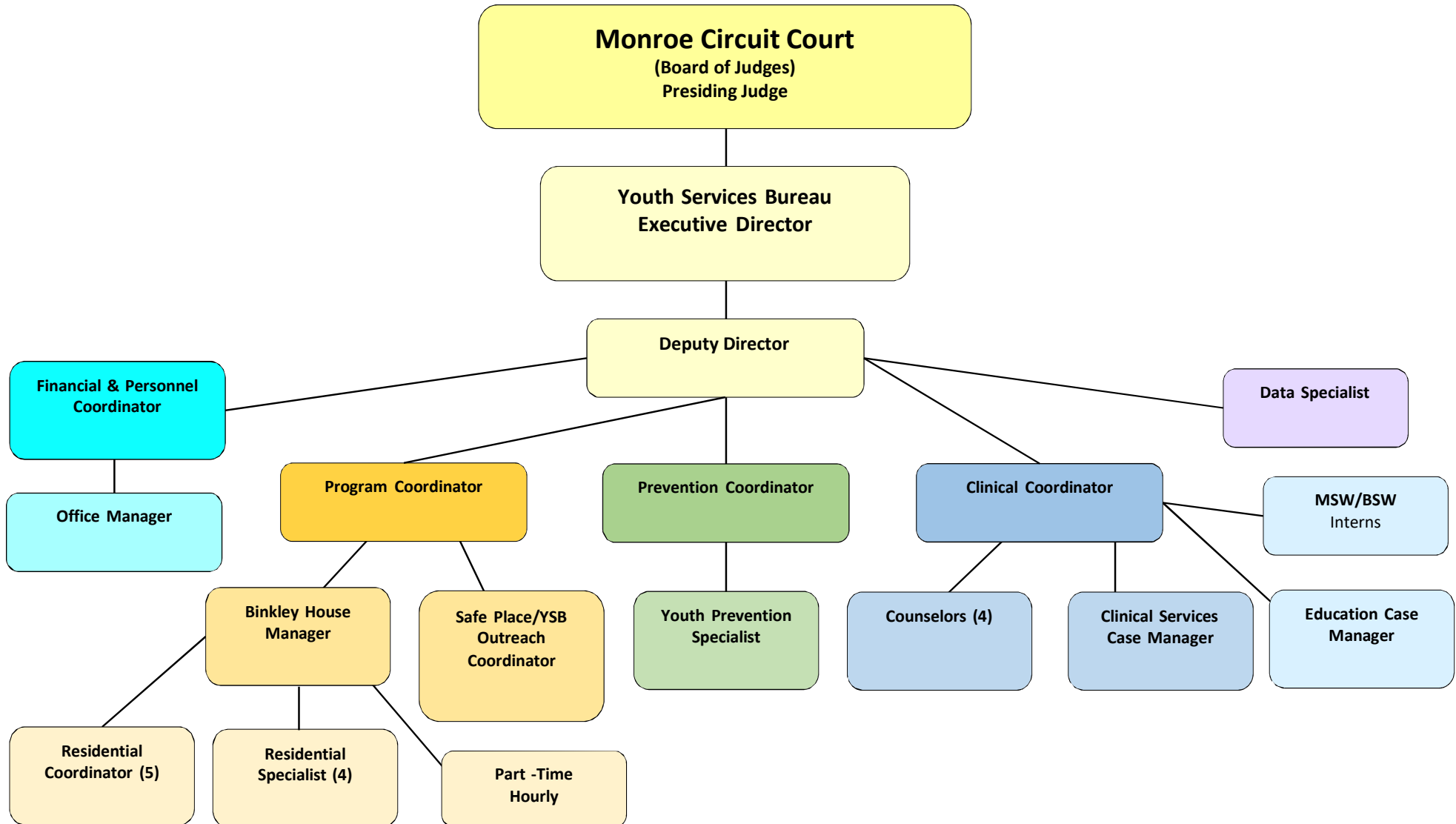
² <https://www.iarca.org/index.php/about-us>

³ <http://www.carf.org/home/>

Our Services



Our Organizational Structure



Revised
April 2022

Executive Director's Report

YSB returned to in person meetings and expanded programming back into the community after two years of the Covid-19 global pandemic restrictions. In 2022, YSB operated 24/7 to provide services for the 126 Runaway and Homeless youth. The average length of stay for youth increased from 11+ days the previous three years to 14.5 days in 2022. The number of referrals increased significantly from 397 in 2021 to 528. This increase could be attributed to staffing shortages resulting in fewer available beds in other emergency shelters around the state. YSB identified 40 cases of physical or sexual abuse and/or neglect to Indiana Department of Child Services, totaling 32% of the youth served by YSB in 2022, and an increase from 2021. Although the number of youth served for the past two years was less than in 2019 and before, the level of trauma experienced by the youth was significant.

The new addition and renovations done to the facility in 2020 began having more of the intended use in 2022 than ever before. YSB hosted the Monroe County Childhood Conditions (MC3) in person, the Monroe Circuit Court Probation & Community Corrections utilized the space for staff training, the Board of Judges held an annual in-service in the Boardroom, and YSB returned to in person staff training. YSB will host a Monroe County Department Head meeting in January 2023, and the new Sheriff plans to train their staff in the YSB classroom.

YSB collaborated with the Monroe County Probation Department in April to complete a proposal to expand juvenile services even more in 2022, which was our most significant goal. One of the biggest challenges of meeting the goal was finding qualified staff to fill the five new appropriated positions to develop additional youth programming. Hiring, onboarding, training and new program development was a huge endeavor. The Truancy Termination Partnership Program pilot was launched in October in collaboration with Monroe County Community School Corporation. The 16-family program filled quickly and received positive feedback by end of year. Seeking Safety, Youth Advisory Board, and Parenting education classes took longer to implement due to staffing issues but will begin in early 2023.

Prevention and Outreach work through YSB subcommittees and Safe Place continued in the community. Safe Place returned to attending community activities in person and 21 youth accessed Safe Place in 2022. The seventh annual Monroe County Childhood Conditions (MC3) Summit was hosted both virtually and in person at YSB in October 2022 with over 130 community members attending representing over 55 agencies. Global Youth Service Day saw 70 high school youth work on three community service projects. Prevention provided 20 trainings on various topics in the community throughout the year.

Youth Services Bureau of Monroe County staff maintained a safe, nurturing environment for youth, and achieved success in other areas that assure quality services. YSB received the Community Education Award from IYSA for making the most significant impact in the state through educating the community on diversity, equity, and issues impacting the lives of youth and their families. YSB passed consistent scrutiny through various required audits including Indiana Department of Child Services, Commission on Accreditation of Rehabilitation Facilities (CARF), Family and Youth Services Bureau, and Indiana Youth Services Association in 2022. In 2023, we look forward continuing the implementation of the expanded juvenile services programs including groups dealing with substance abuse, parent education, developing a Youth Advisory Council, expanding YSB's community-based counseling capacity, and increasing non-residential diagnostic evaluations for youth. We look forward to the continued challenge of our mission to support youth and families.

Viki Thevenow, Executive Director

Finance & Personnel Report

The Youth Services Bureau remained fiscally responsible by utilizing existing funds, seeking grant opportunities, and only requesting minimal increases to the annual budget in order to fund new programming. Despite price surges and inflation of shelter supplies, we remained diligent and decreased costs in other areas to meet the needs of the residents without any additional cost to Monroe County taxpayers. We saw a considerable drop in travel and training expenses last year due to some conferences being held on digital platforms and those funds were reallocated as necessary.

YSB maintained a strong relationship with the Department of Child Services and secured a per diem rate of \$470.34 per child per day. This is a slight increase of \$3.72 from the 2021 rate of \$466.62. The per diem revenue is directed into the Monroe County General Fund. The agency continues to receive the Runaway & Homeless Youth Basic Center Grant. The current grant budget period began in the fall of 2021 and will run for three years. The agency was also awarded state funding from Indiana Youth Services Association (IYSA) which helps to fund Safe Place program outreach. YSB entered the 3rd year of the CARF (Commission on Accreditation of Rehabilitation Facilities) accreditation.

In 2022, changes in personnel included welcoming new a Program Coordinator, a Deputy Director, an Office Manager, a Financial & Personnel Coordinator, a YSB Shelter Outreach, and Safe Place Coordinator and several new direct care workers in the shelter. Sara Jamieson rejoined YSB as the Program Coordinator in October 2022 to replace Vanessa Schmidt who stepped into the Deputy Director role in September. Naomi Russell took over the Financial & Personnel Coordinator position in March of 2022, and Jessica Cox joined in September of 2022 as the Office Manager. Cassidy McCammon was hired as the YSB Shelter Outreach and Safe Place Coordinator. YSB has also initiated two new programs which in turn have resulted in the hiring of new staff to support them. Emily Arthur transferred from a direct care role in the shelter to become our Data Specialist and assist with starting up Quest, a database management software. Marlee Case was hired in July 2022 as the new Youth Prevention Specialist. We have also started a Truancy Termination Program and have been able to add a Counselor and Case Manager to assist in those efforts. Wendy Greco came aboard in June 2022 as the Case Manager and Michael Block in July 2022 to fill the Counselor position. Additionally, there were a few in-house transitions made. Angela Reece left a direct care role in the shelter to join the clinical team as a Case Manager. Julianna DeLano completed her master's in social work to allow her to move from being a Case Manager to a Counselor. Gena Delos Santos was a former intern and part-timer who also completed her Masters in 2022 and became a Counselor. The agency was able to stabilize its staff base even more so in 2022 and the turnover rate reflects a significant decline from 48.1% in 2020 to 42.8% in 2021 to 33.4% in 2022. The agency continues to use hiring platforms to help seek out qualified staff, and advocates for competitive wages and a gratifying workplace. YSB will continue to remain fiscally responsible in 2023 while providing exceptional services to the youth and families we serve.

2022 YSB Funding Sources

Funding Name	Source	Amount	% of total
Local Income Tax (LIT)- Special Purpose	Monroe County	\$2,218,667	90.8%
Federal RHY Grant	Federal Reimbursement	\$169,245	6.92%
State DCS 1503 Youth Services Bureau Grant	Grant – State Reimbursement	\$37,582	1.54%
State DCS 1504 Safe Place Grant	Grant – State Reimbursement	\$8,437	.35%

Prevention Funds	Former Asset Building Coalition Funds	\$8,450	.35%
YSB Donation Fund	Private Donations	\$1,500	.06%
TOTAL: \$2,442,381			
In-Kind Contributions			
Donated Items	Toiletries, shelter supplies, clothing	\$180	
MSW Intern (valued at \$18.00/hour)	1500 hours	\$27,180.00	
TOTAL: \$27,180.00			

Generated Revenue		
2022 Per Diems		\$ 408,160.02

Local Income Tax Special Purpose (LIT)

- LIT Special Purpose is YSB's main funding source, funding the majority of operating and personnel costs for the organization.

Runaway and Homeless Youth (RHY) Grant

- The Runaway and Homeless Youth Grant is through the Federal Department of Health and Human Services, and fully funds the YSB Shelter Outreach and Safe Place Coordinator and one of the four counselors, along with a small stipend for training and programmatic expenses.

1503 Youth Services Bureau Grant

- The 1503 YSB Grant is administered through the Indiana Youth Services Association, and funds approximately half of the fulltime Case Manager and a supplement to hourly shelter staff, with a small stipend for training and travel.

1504 Safe Place Grant

- The 1504 Safe Place grant is administered through the Indiana Youth Services Association, and funds operational and outreach costs for the Safe Place Program.

Prevention Funds

- This funding is associated with the absorption of the four subcommittees formerly associated with the Asset Building Coalition: the Monroe County Youth Council, Building a Thriving Compassionate Community, the Bloomington Afterschool Network, and the Prevention General Fund.

YSB Donation Fund

- The donation fund is where all private donations made to YSB are deposited.

DCS Per Diems

- DCS per diems are a state reimbursement for all court ordered and DCS placed children. In 2022, YSB generated \$470.34 per child per day. This source funds Local Income Tax (LIT) and is deposited directly into the general purpose account for the county.

Naomi Russell, Financial & Personnel Coordinator

Program Coordinator Report

Throughout 2022, the Binkley House Emergency Youth Shelter continued to operate essential services without interruption. The Binkley House Emergency shelter program provided daily structure, service learning, physical recreation, educational development, and competency and skill-building for all residents. Daytime programming is structured to provide residents with experiences that enhance and build social competencies and focus on their existing strengths. Programming is centered on supporting the current evidence-based practice used at the Youth Services Bureau, the ARC Framework (Attachment, Regulation, and Competency). ARC focuses on normative childhood development, traumatic stress, attachment, assessing risk, and utilizing resilience. The behavior modification program used by the shelter follows this framework and promotes positive behavior choices and provides residents with clear expectations.

The Binkley House shelter focused on first ensuring basic needs were met, provided normalcy in routine, and a safe trauma-informed environment for residents. Physical recreation is an integral part of the daily programming at the Binkley House emergency shelter. Residents began the daytime programming schedule by attending the local parks or internal activities, such as physical games in the YSB gymnasium. Residents often participate in physical activity outside of scheduled times and are offered and encouraged to remain active over weekends and holiday breaks. Direct Care staff facilitated programming throughout the week with varying components, such as music from around the world, current events, educational films, and art activities.

In the spring and summer of 2022, Clinical and direct care staff worked to continue the YSB garden and gardening program to teach both hands-on skills, and team-work to keep up with all the daily tasks needed to be done. External programming is slowly increasing after the last few years of COVID restrictions. Residents were able to continue to attend soft skill sessions at PALS (People and Animal Learning Services) two times a week as well as visits to local museums, service learning at Mother Hubbard's Cupboard, and learning how to utilize our local Monroe County Public Library and all the services it offers.

Binkley House residents who are present during daytime programming also participate in daily educational programming. This programming is led by the YSB Case Manager. During this time, residents work on assigned homework from their local school systems or are provided with an age and level-appropriate curriculum. Residents who have graduated or completed school, such as the Indiana HSE (High School Equivalency), are provided secondary education options, acquire practical experience, and seek to secure employment while reintegrating back into the community. Educational periods during summer and school breaks include experiential learning, such as science-related or art activities. Guidance and assistance for completing assignments are provided by both direct-care staff and the Case Manager.

In 2022, the YSB Clinical team and direct care staff facilitated the after-school psycho-educational component, "Focus" providing residents with pro-social and positive youth development-focused programming throughout the year. This shelter component covers topics such as nutrition, self-esteem building, healthy relationships, anger management, conflict resolution, ATOD (alcohol, tobacco, and other drugs), and the Safe Place program. Clinical presented topics through creative activities such as vision boards, cooking meals, and team skill-building. Our YSB Clinical staff also led a daily life education hour during the week. Our clinical team provides education, learning, and exposure to local supports and agencies they can access, skill building to help develop independence, and resiliency.

For direct-care staff, the agency continues to advance the training and orientation for incoming and existing staff. Education took place throughout the year to enhance skills and encourage team members who embrace learning opportunities. We plan to make continuous learning and development plans an ongoing focus for 2023. The program continues to be a recognized model for emergency shelter care under the standards of the Department of Child Services, Indiana Youth Services Association, and federal Runaway and Homeless Youth agency.

Since 1987, the Youth Services Bureau of Monroe County has operated the local Safe Place program. This crisis intervention program opens the doors and expands access to the Binkley House emergency shelter. The local Safe Place program serves Monroe, Owen, and Greene Counties. In 2022, the program attended at many local events hosted by the City of Bloomington Parks and Recreation Department and community outreach increased. The local program continues to increase the education and awareness surrounding the dangers of running away and the safer available options. The program continues to meet and exceed the standards set forth by the Indiana Youth Services Association (IYSA), National Safe Place Network, and the federal Runaway and Homeless Youth agency.

The Youth Services Bureau of Monroe County has also been a consistent contributor and participant in the Juvenile Detention Alternatives Initiative (JDAI). The objectives of the JDAI workgroups are to collectively safely reduce the number of youths ordered to juvenile detention facilities. The Program Coordinator was actively involved in the Alternatives to Detention workgroup, while the YSB Deputy Director was involved in the Data and Steering committees for JDAI; in 2022 all meetings were held virtually.

Looking forward to 2023, programming under the Youth Services Bureau of Monroe County will continually work to break down barriers for youth to achieve their goals and remain in stable environments. YSB is committed to helping make sure our services are accessible and available to all families. The agency will continue to advocate for the youth population we serve, provide best practices, and research programming options that meet the needs of the community to expand the services we offer.

Sara Jamieson, Program Coordinator

Binkley House Emergency Youth Shelter Program Description

Binkley House Emergency Youth Shelter is the largest division of YSB. It provides short-term emergency residential care and crisis intervention for youth ages 10-17. The shelter offers emergency shelter for runaways, homeless youth, and youth in crisis or abusive situations at home. Binkley House is a licensed Emergency Shelter Care Facility and follows the guidelines set forth by the Indiana Department of Child Services. Binkley House Emergency Youth Shelter remains the only shelter program for youth in the region of Monroe and surrounding counties.

Binkley House is accessible for youth in need 24 hours a day. Our building's outer doors are locked to ensure the safety of staff and residents. However, our internal doors are never locked. We do not utilize locked rooms, or seclusions and restraints on our shelter residents. The shelter program, known for its "Five Finger Agreement" (Safety, Responsibility, Respect, Following Directions, and Effort) relies on an incentive-based, trauma informed approach to support and encourage positive behavior choices while ensuring safety for all. Our staff are able to enforce the behavior modification program by rewarding positive behavior and helping residents find ways to work on areas of behavior that may need to improvement without the fear of punitive restrictions.

Binkley House provides services such as counseling, educational support time, supervised recreation, transportation to and from school and appointments, as well as referrals to a variety of agencies for related services. YSB also assists youth in transitional services during their stay at the Binkley House Youth Shelter. These include independent living skills, transition to long-term residential care, transition from long-term residential care back home, and short-term aftercare counseling. The youth shelter program also offers services to youth in the foster-care system in an effort to reduce multiple foster-care placements.

Referrals to the youth shelter program can occur in a number of ways including from social service agencies, parents, or directly from the youth themselves. The Youth Services Bureau of Monroe County never charges a fee for the services provided for youth accessing Safe Place or parental (voluntary by youth agreement) admissions.

Binkley House Emergency Youth Shelter Report

In 2022, the Binkley House Manager focused on a variety of goals to ensure quality services were provided to the youth residing in the emergency shelter. These goals center on the quality of daily shelter operations, strengthening lines of communication and improving employee training, and resuming regular activity following the Covid-19 Pandemic.

In 2022, we were able to resume regular Programming and Protocol following our previous response protocol to the Covid-19 Pandemic, maintaining the integrity of the trauma-informed behavior modification program. While maintaining county health and safety protocol, we were able to continue to again incorporate outside presenters, local outings, and community tours back into our weekly programming for youth. As an agency, we worked together to maintain consistency and to ensure all daytime programming, educational and psycho-educational components were met. Binkley House staff and the Clinical team continued to collaborate on special projects on-site that the residents could enjoy such as continued development of the summer garden project, cooking and menu planning activities, intensive art projects, resident-inspired Focus groups and daily physical activity.

The agency has worked to streamline the hiring and training process, focusing on consistency, thoroughness, and ensuring that employees feel competent and adequately trained. We have identified training mentors among the existing full-time staff for the new-hire floor training process. We have continued virtual training, followed by competency quizzes to ensure the retention of materials. The direct care staff has continued to embrace the ARC framework (Attachment, Regulation, and Competency) as our evidence-based practice, as well as incorporating Non-Violent Crisis Prevention Intervention (CPI) skills for daily milieu management. In addition to required training, employees are encouraged to attend outside training to build on existing skills and to relay their experiences and knowledge to the agency. As shift supervisors, the full-time Residential Coordinators participated in leadership and management training, with multiple staff completing CYC (Child & Youth Care) certification through a grant provided by IYSA (Indiana Youth Services Association). In addition to regular supervision meetings for direct care, we continued group meetings specifically for direct care staff to address shift work process, communication, crisis intervention, programming, and milieu management. These meetings continue to allow direct care staff a forum to come together as a team, learn, and problem-solve and provide feedback to the leadership team.

Binkley House emergency shelter ensures that youth feel safe, have a routine, and are exposed to a variety of opportunities and resources from intake to placement transition. Youth are engaged throughout the day, beginning with breakfast and assigned chores. In 2022, youth who reside in the emergency shelter continued to attend local schools. Residents that attend out-of-county schools, have already graduated or attained their HSE (High School Equivalency), and begin physical activity on-site or at local recreation centers. Daytime programming provides a structured day that rotates weekly and includes community outings and service-learning activities. These community outings include Indiana University campus tours, Monroe County Public Library, equine therapy at PALS (People & Animal Learning Services), and local museums. In addition to the scheduled outings during the day, youth and staff work together to prepare and serve meals and snacks, spend allocated time on basic life skills, and work on any educational assignments or resumes.

There is a built-in transition time from one activity to the next throughout the day. The end of daytime programming consists of the daily psycho-educational component labeled "Focus" for all residents. Several residents were able to contribute to the development of activities such as cooking family meals and leading art activities. We also have a partnership with PALS, which the residents particularly enjoyed, and were eager

to share about their experiences with the horses. The shelter also held regular on-site visits by local animal therapy services to including the CASA (Court Appointed Special Advocate) dog Jordy and Yorick, a therapy cat from Monroe County Humane Society.

In addition to the structured daytime programming and daily psycho-educational component, the residents enjoy off-site group recreational outings. In 2022, we were able to resume pre-Pandemic activities such as Indiana Memorial Union for bowling and billiards, YMCA, Indiana University Cook Hall, Monroe County Public Library, The Warehouse, the WonderLab, IU Athletic games, fishing excursions and numerous local parks. Residents also earn the opportunity for “token outings,” which are attained by progressing through the level system and earning privileges. The residents may choose their outings, which can vary from a movie viewing party, haircut, or a meal off-site from a local restaurant. The shelter “store” also offers the opportunity for youth to shop with their tokens for fun tangible items, such as a new wallet, watch, cologne, or jewelry.

In 2022, the agency provided winter weather clothing, toys, toiletry kits, duffle bags, blankets, holiday gifts, book bags, and school supplies to many of our residents. Our staff worked enthusiastically to provide impressive holiday meals, decorations, and gifts to help residents feel more at home during a difficult time in the year. We also improved our rewards-based behavior modification program and focused on adding additional incentives to promote positive outcomes for residents. In 2023, the program will continue to refine practices to best meet the needs of the populations we serve.

Jennifer Vaught, Binkley House Manager

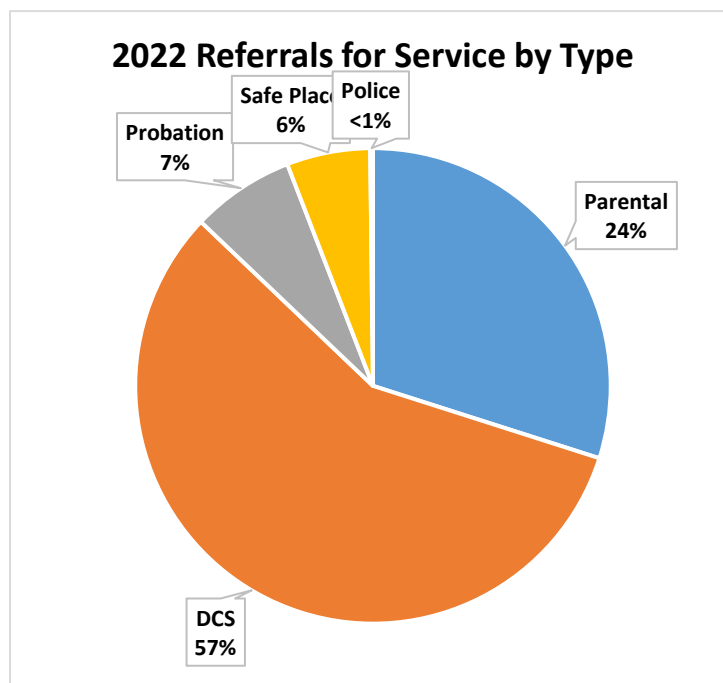
Inquiries for Youth Related Services:

In 2022, we received a total of 528 inquiries (referrals) for service, an average of 44 calls per month, and an increase of 33% from the previous year. The calls we receive are usually during a time of crisis for which the callers (youth, family member, and legal guardian) are seeking immediate emergency shelter services.

In 2022, YSB of Monroe County experienced an increase in the number of referrals from all but one reporting source. Parental referrals increased by 23% in 2022 and DCS referrals increased by 31%. 2022 Probation referrals more than doubled, indicating a 164% increase. Safe Place referrals increased by 36%, whereas police referrals decreased by 50%.

The ability of the agency to do outreach and for community members to make referrals increased when compared to 2021. YSB continued to serve the community and receive calls from the state child welfare agency (DCS) to serve those children who needed emergency housing.

Inquiries for Service by Referral Type	Total
Safe Place	30
Parental	158
Probation	37
DCS	302
Police	1
Grand Total	528



Services Provided in Binkley House Emergency Youth Shelter

In 2022, we were able to provide safe shelter accommodations a total of 126 times to 121 individual youth. Binkley House served 81 youth who had never before had contact or placement with Binkley House Youth Shelter, a 53% increase from 2021. The number of non-recidivists served is approximately 64% of our total population served. When counting the total number of service days given to all youth in 2022, we provided 1,758 real-time⁵ days of service.

MONTH	Total Service Days
January	94
February	117
March	197
April	119
May	154
June	144
July	74
August	113
September	166
October	168
November	219
December	193
Total	1758

During 2022, the average length of stay for a youth in the shelter was approximately 14.67 days, an increase from 2021 when the average length of stay was 11.13 days. In 2012, a legislative change occurred limiting the length of stay for a youth at a licensed emergency youth shelter in the state of Indiana to a maximum of 20 days⁶, regardless of placement type.

The Binkley House Emergency Youth Shelter program serves youth from various counties across the state. Since we are located in Monroe County, it is of no surprise that the majority of the youth we serve reside in Monroe County. It is important to note that many of the families we serve are transient, having lived in Monroe County either in the past or currently. Monroe County is known for its many resources and families often gravitate to this exceptional community.

⁵ "Real-time" means that day in and day out are counted.

⁶ Per Dept. of Child Svc. rules, day out does not count, therefore real-time days are 21 in length.

Youth Place of Residence					
Monroe County	Lawrence County	Morgan County	Other Indiana County	Out of State	Total
66	9	9	41	1	126

Our Counselors and Case Managers provide clinical and supportive services daily for each Binkley House resident. In some circumstances, the contact with youth is much more extensive, based on individual needs and support for success.

Youth Services Bureau staff identified and reported 40 suspected cases of physical abuse, sexual abuse, and/or neglect to the Indiana Department of Child Services-Child Protective Services unit. This is approximately 32% of youth served in 2022. The suspected reports of abuse and/or neglect are a result of youth self-report, questionable marks/bruises, as well as any observed abuse by a guardian or others towards the youth while in our care.

We know it is best practice and vital for youth and families to engage in counseling while experiencing family crises. The (clinical) behavioral health service component (clinical counseling/case management) is not funded through the Indiana Department of Child Services contract for Emergency Shelter Care. While we seek grants to aid this critical link in services to facilitate improved family functioning, we would be remiss if we did not thank Monroe County for continuing to support our services.

Binkley House Emergency Youth Shelter Placement Types

Placement Types – Binkley House codes placements by “types,” reflecting who is responsible for placing the youth in the shelter program. In some instances, the youth’s placement type may change during their stay, which indicates a shift in the party responsible for the youth’s stay in the program. In 2021, 8 youth changed placement type during a single stay.

1. **Safe Place** – Youth initiate the desire to come for services at Binkley House Emergency Youth Shelter. There is no cost to the family for this service type. Length of this placement cannot exceed 72 hours, but may become another placement type if continued services are requested.

14 youth; 11% of the total shelter population (18 service days).

2. **Parental** – A parent or legal guardian contacts Binkley House Emergency Youth Shelter requesting youth services. In this instance, the youth must voluntarily agree to come to Binkley House Emergency Youth Shelter for short term placement. Federal and state funding cover parental placement costs regardless of the youths’ county of origin. There is no cost to the family for this service type.

63 youth; 50% of the total shelter population (494 service days).

3. **Probation** – Through a court order, a youth is placed at Binkley House Emergency Youth Shelter to prevent delinquent behavior and promote pro-social behavior. Youth are accepted as court ordered placements only if they pose no safety risk or harm to self or others. Results of court involvement typically come from truancy (not attending school consistently), return to the community from another environment, or preventative (assist youth in remaining free from negative influences until the youth can make better choices). YSB submits per diem claims to Indiana Department of Child Services (per that year's cost award). This is not billed to the family by YSB.

17 youth; 13.5% of the total shelter population (167 service days).

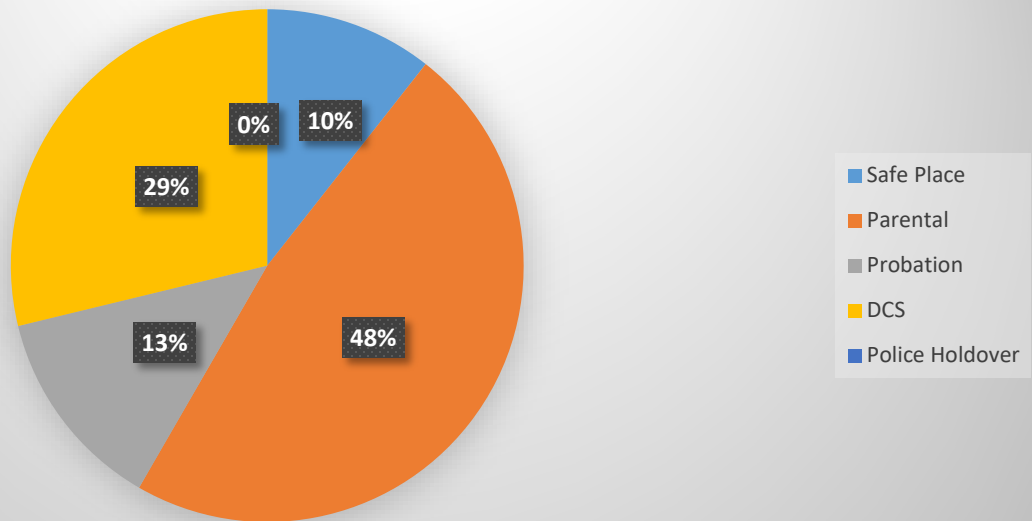
4. **Department of Child Services** – When a youth is a ward of DCS or is in an emergency situation in which the DCS Case Worker determines that removal from a home is needed, a youth can be placed at Binkley House Emergency Youth Shelter. Typically, we host youth who are waiting for their homes to return to a safe level (after DCS interventions have been put in place), are awaiting foster care placement, or are in transition between homes. YSB submits per diem claims to Indiana Department of Child Services (per that year's cost awarded by the state of Indiana). This is not billed to the family by YSB.

38 youth; 30% of the shelter population (381 service days).

5. **Police Hold** - To assist local law enforcement in returning to serve the public, there are occasions where Binkley House Emergency Youth Shelter will house a youth until a parent can be located to take custody of their child. These instances typically occur when law enforcement has come into contact with a youth and a parent/guardian cannot immediately respond to law enforcement to retrieve their child. These placements are typically less than 24 hours in duration. If a parent cannot be located within 24 hours, Binkley House contacts the Department of Child Services to assist in family locating.

0 youth; 0% of the total Shelter Population (0 service days).

2022 Placements Types

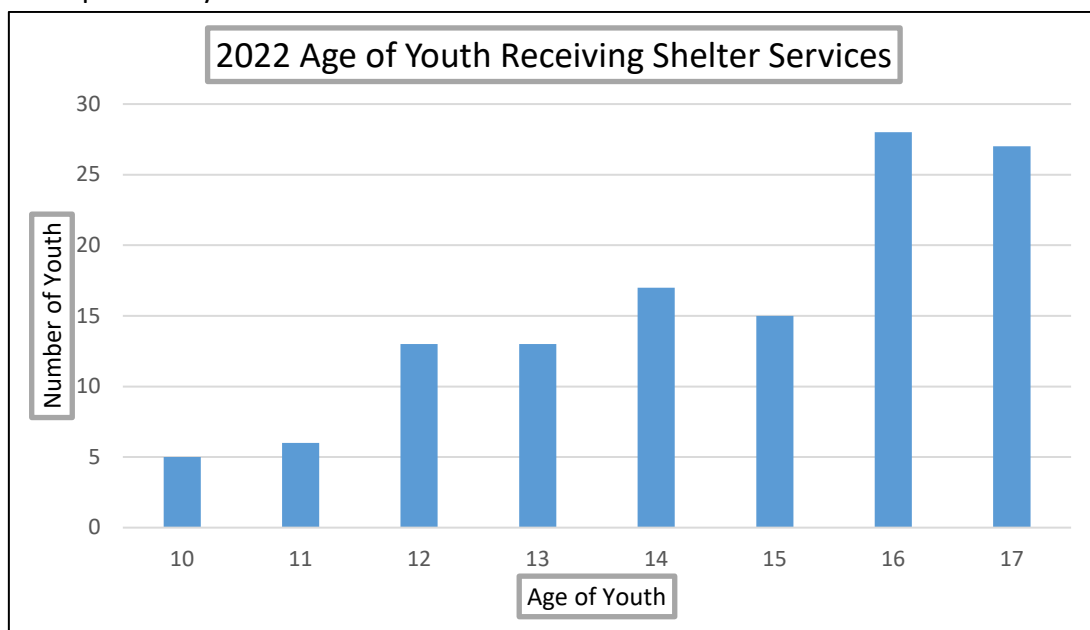


Gender of Youth in Program

Binkley house is a co-ed shelter with separate male and female sleeping wings attached to the common areas. Regardless of biological sex, youth may choose how they identify at YSB. We served a total of 60 female and 54 male identifying youth, and 12 youth identifying as transgender.

Age of Youth Receiving Services

Binkley House serves youth from 10 to 17 years of age. In 2022, the majority of our youth were age 14-17, consistent with previous years.



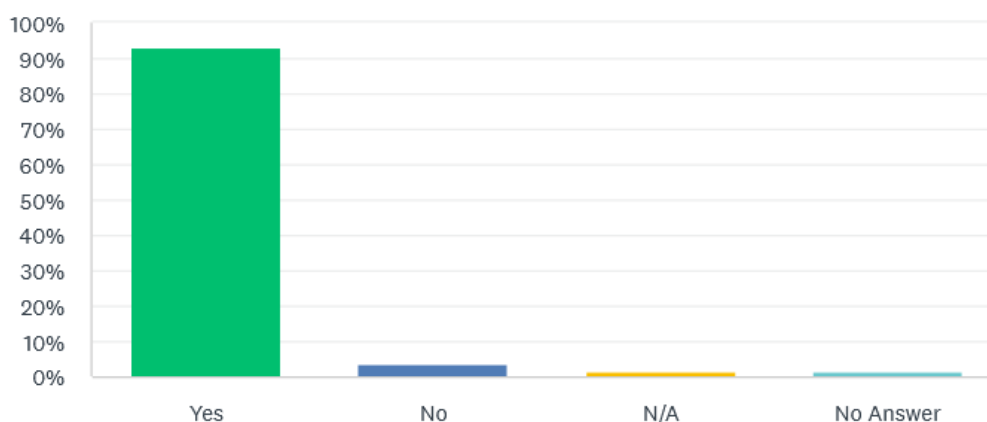
Continuous Improvement Efforts:

YSB uses a variety of assessments and program measures to evaluate the services provided to youth and families. This information is provided to funding agents and used to identify areas of growth and improvement throughout the agency. This information is captured through resident and guardian exit surveys, Safe Place program evaluations, IYSA entrance and exit questionnaires, and follow-up questionnaires conducted two weeks after completing services with the agency. This information provides the agency with the ability to measure progress within the program as well as determine satisfaction in services. We greatly appreciate youth and parent/guardian participation in helping us to capture this information as a way to continuously improve on the services we provide.

*Resident & guardian comments can be located on pg.33-34

Snapshot of Resident Exit Survey's

"I feel that counseling services were helpful and had a positive impact."



Safe Place Manager Report

Safe Place is a national youth outreach and prevention program for young people in need of immediate help and safety. As a community-based program, Safe Place designates businesses and organizations as Safe Place locations, making help readily available to youth in communities across the country. This national model is replicated locally and hosted by the Youth Services Bureau of Monroe County (YSB). The local Safe Place program serves Monroe, Owen and Greene County.

The Safe Place program has continued to serve youth throughout the pandemic and is continually readjusting as things open back up. The Safe Place program still offers access to the Binkley House Emergency Youth Shelter, free counseling in person or via phone, and access to a supportive adult to create a safety plan and learn about more resources. By 2022, all sites had reopened, and schools were more welcoming to outside visitors. The national Txt 4 Helpline continued to be updated throughout to reflect open and accessible sites.

Each year the YSB Outreach and Safe Place Manager educates youth and adults through presentations and presence at local schools, community events, training, a bi-weekly educational hour in our youth shelter, sponsorships of pro-social activities, and community and online advertising. Due to our outreach efforts in 2022, we were able to reach 9,711 youth through in-person events and in-person and online presentations. The outreach opportunities educate youth on what the Safe Place program is, how it can help, how it can be accessed, what happens when it is accessed, reasons why youth may use Safe Place, and the services a youth can receive.

Safe Place continues to partner with Middle Way House in the Building Healthy Relationships curriculum in Monroe County schools. We are working on a partnership with Pregnancy Options in Greene County to expand this school curriculum partnership to the Greene County schools. Community members and guardians are also educated on the program and encouraged to continue a cooperating role in helping youth in crisis. In 2022, 89,786 people received information about the Safe Place program through both online advertising that targets youth and families and community events.

Our local Safe Place program was accessed by 21 youth in 2022 via a Safe Place site. Based on the specific situation, the youth may be provided with referrals, counseling, shelter placement and/or follow-up care. Of those 20 youth initiating Safe Place services, 10 youth sought and were placed in shelter services, and 11 youth accessed counseling. In addition, Youth Services Bureau of Monroe County received 6 calls from youth asking about the Safe Place program or speaking with a staff member to work through an issue.

Each year, YSB works with EffectTV (formerly Comcast) to air a National Safe Place commercial tagged with local YSB information. The commercial airs on networks with youth and families as target audiences, with the ad frequency increasing over summer and winter breaks. Safe Place included Premium Video Everywhere which allows the Safe Place commercial to be aired on any device streaming Comcast Spotlight content. The online capabilities of Premium Video Everywhere measure the specific number of views (impressions) and viewing time with each impression. The commercial was shown to 79,930 viewers who watched the commercial for different amounts of time. Of those 79,930 viewers, the Safe Place commercial was viewed to 100% completion by 75,491 viewers.

Safe Place also advertised with National CineMedia LLC in both Bloomington AMC movie theaters in addition to online ads through streaming services. A Safe Place commercial with local Youth Services Bureau information played before every movie rated PG or higher and in the lobby every 12 minutes. The digital component of the contract focuses on what NCM calls “OTT & CTV” which shows ads through Hulu and Amazon Prime and the channels and streaming channels by targeting devices that have interacted in theaters. In 2022, YSB’s campaign with NCM delivered 89,438 impressions with 86,966 of those impressions being viewed at 100%. In Owen County, Safe Place sponsored 4 movies and a live event at the Tivoli Theater. An onscreen ad played before PG-rated movies with Safe Place information. A Safe Place print ad was placed on the theater flyer.

Safe Place procures billboard advertising through Lamar Outdoor Advertising as part of our diverse outreach strategy. Safe Place scheduled one billboard in Greene County and Owen County for the full duration of 2022. Weekly projected impressions totaled 80,595.

In 2023, the Safe Place program will continue expanding outreach and education efforts with youth and the communities it serves. Opportunities to participate in community events and sponsorships continue to be explored as the community returns to larger in-person events. The YSB Outreach and Safe Place Manager will be working on new efforts to increase communication and offer new opportunities to participate in Safe Place outreach for Safe Place sites and volunteers.

Cassidy McCammon, Safe Place Manager

*For a list of Safe Place Events and locations see Appendix A

Clinical Coordinator's Report

At the beginning of 2022, two counselor roles continued to be filled by Megan Moore, MSW and Ashley Barrett, LMSW. Ashley left the agency at the end of February to pursue other career opportunities, so this role remained open until it was filled in May. Interns played a huge role in helping to cover this gap until a full-time counselor could be hired. The spring saw a large expansion of the Clinical Team with the approval of two additional Counselor positions, as well as a Clinical Services Case Manager position. These jobs were added in the spring of 2022 to focus more on Community Programs and Services. Megan Moore transitioned from her Counselor role within the shelter to one of these new community and programming counseling positions. She created and implemented a Truancy Termination Partnership Program (TTPP) during the summer and launched the pilot year of this program in the fall.

The Case Manager, Juliana Delano, remained in this position until May when she was hired into a shelter Counselor position after obtaining her MSW degree. Julianna has been working hard since taking this new full-time position to learn and master clinical skills with kids and families. She passed her Licensed Social Worker exam in the fall and was also instrumental in helping the new Educational Case Manager get on-boarded. Gena Delos Santos completed her MSW practicum experience in May and was also hired in this month as one of the new programming Counselors. Both Gena and Julianna were instrumental in helping in the shelter during the Clinical Coordinator's absence due to her maternity leave. Gena also passed her Licensed Social Worker exam in the fall. Additionally, Gena also took maternity leave for the birth of her son and then returned to full-time work in December. Since returning she has been focused on creating a Seeking Safety group for teenagers, as well as expanding her community-based clients.

In June, Wendy Greco was hired as the new Educational Case Manager. Wendy was an elementary school teacher previously, so this new role has been a wonderful fit for her, the residents, and the Clinical Team. She has been a great addition to the team and has been instrumental in leading educational Programming, as well as navigating residents' medication and medical needs. In July, Michael Block was hired as the other Counselor who will be working with youth in the shelter primarily. Michael completed a one-semester practicum at YSB in the fall of 2020, so his interest in this full-time position and return to the agency has been a perfect addition to the team. While Michael will be a full-time shelter counselor in the shelter primarily, he has also brought a lot of macro-level organizational experience to the Clinical Team that has been greatly appreciated.

Additionally, Angela Reece also joined the Clinical team in July. She transitioned from a full-time Residential Coordinator position to the new Clinical Services Case Manager position for the community-based programs and services. This was a big career change for Angela with many new challenges, but she has stepped into this new position with enthusiasm. She worked primarily on the TTPP program with Megan this year but will be expanding her duties to also assist with the Seeking Safety program in the future.

Monica Black, started as the Clinical Coordinator in September 2021 and continued in this role this year. She took a prolonged leave of absence from May until August due to the premature birth of her twins and returned to work full-time in the fall. She remains enthusiastic about her role at YSB and is looking forward to the new and exciting challenge of leading the newly expanded Clinical Team.

YSB continued to utilize graduate interns during 2022 as well. This year, YSB hosted four graduate-level interns. Three of these interns were from the IU School of Social Work, and one student was from the IU School of Education's Counseling Program. Graduate interns not only gain a solid understanding of how YSB

functions and provide services to youth and families, but they also participate in observation, shadowing, and processing YSB counseling services. Graduate interns also spend time place in Binkley House, assisting in programming, milieu management and administrative work. Graduate interns work with individual residents, conduct family sessions, and run groups for programming as well. All graduate intern responsibilities are reviewed by the Clinical Coordinator.

YSB Clinical Team members delivered short-term counseling and case management to the 126 placements in Binkley House Emergency Shelter in 2022. In addition to being provided aftercare sessions, residents received follow-up phone calls at regular intervals from the Educational Case Manager. The team was also able to provide counseling to a total of 11 community-based clients. It should be noted that the number of community-based clients seems low here but does not take into account after-care counseling services that take place with residents after they leave the residential program. Clinical team members were also utilized in the Safe Place program to meet with youth, offer support and make appropriate referrals. Within Binkley House shelter, clinical staff facilitated periods of daytime programming, focused on mindfulness, life skills, nutrition and wellness, and college and career opportunities. After-school psycho-educational programming is also facilitated by clinical staff three days a week, which covers topics such as conflict resolution, self-esteem and healthy relationships.

Our ability to provide care for youth and families is enhanced when we have strong relationships with community partners. The team continued partnerships with the Department of Child Services and Monroe County Juvenile Probation in 2022. YSB counselors accompanied residents to court and team meetings as needed. Members of the team also interfaced with local and regional school systems and staff about individual residents and larger community trends. It should be noted as well that the Clinical team also interacted with numerous DCS offices across the state to assist youths from many different counties in Indiana. The agency, typically clinical staff, continued to also utilize Bloomington Meadows Hospital for services when mental health needs are beyond the scope of YSB services.

Despite the continued effects of the pandemic, Clinical Team members participated in and facilitated a variety of professional development opportunities. In 2022, the team participated in several conferences and training, both virtually and in-person, to help further their learning and engagement with the surrounding community. The Clinical Team participated, presented, and/or facilitated at the following conferences and events: Indiana Youth Service Association (IYSA) Annual Virtual Staff Retreat, the 2022 National Runaway and Homeless Youth (RHY) Virtual Conference, the 2022 Monroe County Childhood Conditions Summit (MC3), Seeking Safety training, Positive Action Curriculum for the Truancy program, Active Parenting of Teens training, a Five-Day Motivational Interviewing training with Deborah Wray, a three-day training with the Runaway and Homeless Youth Training and Technical Assistance Center, as well as the Indiana Association of Resources and Child Advocacy (IARCA) Conference.

In 2023, the Clinical Team will continue to provide crisis intervention services, and counseling services and seek to minimize harm and prevent re-traumatization. Looking forward, we hope to continue our efforts to expand the services available to community youth and families. Clinical staff will be an integral part of developing future YSB programming, including areas addressing youth substance abuse through the Seeking Safety program, truancy, family engagement and parenting. It continues to be a mission for the clinical staff to advocate for changes within and across organizations, communities, and systems that affect the children and families we serve.

Monica Fleetwood Black, Clinical Coordinator

Prevention Coordinator Report

2022 marked the sixth year of YSB's Prevention program, which partners with community members, youth, and local organizations to promote safe, stable, nurturing, relationships, and environments (SSNREs). Building community-level conditions where youth can thrive broadly connect the efforts of our Prevention subcommittees: Building a Thriving Compassionate Community (BTCC), Monroe County Youth Council (MCYC), the Bloomington AfterSchool Network (BASN), Indiana Youth Institute (IYI) Monroe County Youth Worker Cafes, the Monroe County Childhood Conditions Summit, and the YSB Youth Advisory Board. In 2022, Prevention programming continued to assess and be responsive to community needs, expanded its range of opportunities, and offered space for deepening the connection between individuals and organizations alike.

Community Collaborations:

YSB's Prevention program prioritizes a collaborative model, acknowledging that our best work happens when many individuals and organizations with varying skills, capacities, and resources work together. Strategic partnerships with youth, youth workers, and a diverse, cross-sector set of stakeholders create the foundation for our ongoing work.

In youth-led partnerships, YSB's Prevention program continued facilitating the Monroe County Youth Council (MCYC) – a dedicated group of teens with representatives from the majority of MCCSC's high schools. 2022 saw MCYC host a Global Youth Service Day with 3 simultaneous service opportunities for more than 70 youth, facilitate a Winter Leadership Skills Summit to build local youth's ability to lead, host an "Engage" educational event on understanding power, and hold biweekly Leadership Team meetings throughout the year. The addition of YSB's new position, Youth Prevention Specialist, also opened the capacity to begin planning for a Youth Advisory Board composed of past & present YSB residents. While currently in development, in the long term, the Youth Advisory Board will offer a way for residents to stay connected with YSB and build leadership skills, and for YSB to collect valuable feedback on programming and policies.

In 2022, YSB's Prevention Program collaborated with youth workers through our ongoing support of the Bloomington AfterSchool Network (BASN) and the Indiana Youth Worker Institute's (IYI) Youth Worker Cafes. BASN aims to increase the provision of high quality out-of-school-time youth development programs to all Monroe County youth through a collaborative effort among membership agencies. The network has representatives from the Monroe County Public Library, Boys and Girls Club of Bloomington, WonderLab, the City of Bloomington Parks and Recreation's Kid City, the Banneker Community Center, the Indiana Youth Institute, the Indiana Afterschool Network, and more. IYI's Youth Worker Cafes create space for youth workers to come together, identify shared needs, and build skills. Both BASN & IYI Youth Worker Cafes slowly transitioned back to in-person sessions over the course of 2022, offering an increased sense of connection for members & participants.

And lastly, YSB's Prevention program continued to steward the work of Building A Thriving Compassionate Community (BTCC), a cross-sector network providing training, spaces for relationship building, and support for individuals and organizations to move into action on improving community conditions across the social-ecological model. In 2022, BTCC maintained existing programming including Communities of Practice and training cohorts, brought back covid-impacted programming including Quarterly Gatherings and the BTCC Book Club, and expanded to welcome new members and update network infrastructure.

Community Education:

In 2022, YSB's Prevention program offered educational spaces both within and outside of the organization. Internally, Prevention staff co-facilitated monthly Values Day sessions, ran weekly Prevention "Focus" programming in the shelter, ran quarterly Bias, Values & YSB trainings, and shared resources amongst staff.

At the community level, BTCC ran more than 20 trainings on topics ranging from Trauma & Community Resilience, Dominant Narrative, Primary Prevention, Implicit Bias, Collective Care, and more. Beyond curriculum-specific trainings, BTCC also expanded its communications work, working to shift community norms and narratives.

In October 2022, Youth Services Bureau, in partnership with BTCC and a local planning team, coordinated the 7th annual Monroe County Childhood Conditions Summit (MC3). To increase accessibility and sessions offered, MC3 spanned two days for the first time ever. Day One offered 12 virtual sessions facilitated by local experts, and Day Two offered 5 in-person sessions hosted onsite at YSB. Bringing more than 130 registrants representing 55+ organizations together, MC3 2022 explored the theme of Connection. Summit session recordings and resources continue to be available online, ensuring that both Summit participants and community members who were unable to attend can benefit long-term from the exchange of ideas and information.

In 2022, Summit participants represented a variety of sectors and institutions, including child welfare, medical, education, social services, youth partnering & youth serving, emergency services (food, domestic violence, housing & homelessness), higher education (social work & public health, community college), child care, juvenile justice, City and County Government, business, township trustees, mental health/counseling, arts, religious, advocacy, and more.

In sum, Prevention remains integral to Youth Services Bureau of Monroe County's ongoing work. As Direct Care resources youth & families experiencing a crisis, our Prevention Team works in tandem to make Monroe County a place where harm and crisis are less likely to occur in the first place. Prevention helps ground our agency in its vision of a thriving community, rooted in compassion, where all youth and families can thrive.

Hannah Lencheck, Prevention Coordinator

Safe Place Event List

Date	Event	Youth Reached	Adults Reached
1/20/2022	Safe Place Resource Hour	3	1
1/20/2022	Middle Way House Building Healthy Relationships	154	1
1/27/2022	Safe Place Resource Hour	4	1
2/11/2022	Middle Way House Building Healthy Relationships	115	1
2/14/2022	Middle Way House Building Healthy Relationships	105	1
3/1/2022	Middle Way House Building Healthy Relationships	123	1
3/7/2022	Middle Way House Building Healthy Relationships	224	1
3/21/2022	Middle Way House Building Healthy Relationships	152	1
4/9/2022	Children's Expo	265	265
4/12/2022	Middle Way House Building Healthy Relationships	120	1
4/13/2022	Commissioner's Meeting	0	7
4/14/2022	Shelter Focus	3	1
4/18/2022	Middle Way House Building Healthy Relationships	50	1
4/27/2022	Commissioner's Meeting	0	5
4/28/2022	Shelter Focus	5	1
5/4/2022	Middle Way House Building Healthy Relationships	84	1
5/18/2022	Commissioner's Meeting	0	10
5/25/2022	Mother Hubbard's Site Training	0	10
6/23/2022	Shelter Focus	3	2
6/25/2022	Summer Solstice	79	79
6/27/2022	Monroe County Fair	2500	3000
6/28/2022	Safe Place Staff Training	0	5
7/3/2022	Owen County Fair	1500	1500
7/23/2022	Owen County Back to School	550	550
8/6/2022	Slip N Foam	150	50
8/9/2022	Middle Way House Building Healthy Relationships	6	1
8/16/2022	Middle Way House Building Healthy Relationships	5	0
8/19/2022	Safe Place Staff Training	0	16
8/23/2022	Middle Way House Building Healthy Relationships	5	1
8/27/2022	Bloomington PrideFest	300	600
8/30/2022	Middle Way House Building Healthy Relationships	5	1
9/16/2022	Middle Way House Building Healthy Relationships	498	1
9/27/2022	Region 13 Provider Fair	0	30
10/5/2022	Middle Way House Building Healthy Relationships	634	1
10/10/2022	White River Valley Elementary Safe Place visit	0	2

10/11/2022	University Elementary Safe Place visit	0	2
10/15/2022	Spencer Pride	350	350
10/17/2022	Batchelor Middle School Safe Place	180	10
10/24/2022	White River Valley High School Safe Place Visit	15	1
10/26/2022	Commissioner's Meeting	0	7
10/27/2022	Trick or Treat at the Monroe County Fairgrounds	200	250
10/29/2022	Skate n Scare	300	300
11/9/2022	Edgewood Primary Safe Place Visit	0	1
11/14/2022	Middle Way House Building Healthy Relationships	332	10
11/22/2022	Edgewood Intermediate Safe Place visit	0	2
11/28/2022	Child's Elementary Safe Place visit	0	1
11/29/2022	Spencer Elementary Safe Place visit	220	15
12/1/2022	Owen Valley Middle School visit	0	2
12/1/2022	Middle Way House Building Healthy Relationships	111	1
12/9/2022	YSB Focus	8	2
12/10/2022	Skate with Santa	50	50
12/16/2022	Staff Safe Place Training	0	6
12/16/2022	Human Trafficking Training	0	8
	Total	8804	7232

Safe Place sites in Monroe County

South Monroe County		
City Fire Station #5	1987 S. Henderson	Bloomington
Pizza X South	2433 S. Walnut Pike	Bloomington
Batchelor Middle School	900 Gordon Pike	Bloomington
Bloomington High School South	1965 S. Walnut Street	Bloomington
Childs Elementary	2211 S. High Street	Bloomington
Clear Creek Elementary	300 W. Clear Creek Drive	Bloomington
YMCA	2125 S. Highland Ave	Bloomington
YMCA Gymnastics Center	1917 S. Highland Ave	Bloomington
Jackson Creek Middle School	3980 S. Sare Road	Bloomington
Lakeview Elementary	9090 S. Strain Ridge Road	Bloomington
MFPD Fire Station 21	9094 S Strain Ridge Road	Bloomington
Templeton Elem	1400 S. Brenda Lane	Bloomington
Monroe Hospital	4011 S. Monroe Medical Park Blvd.	Bloomington
MFPD Fire Station 22	3953 S Kennedy Drive	Bloomington
MFPD Fire Station 23	8019 S Rockport Rd	Bloomington
East Monroe County		
City Fire Station #4	2001 E. 3 rd Street	Bloomington
Pizza X Campus	1791 E. 10 th Street	Bloomington
Pizza X East	877 S. College Mall Road	Bloomington
Unionville Elementary	8144 E. State Road 45	Unionville
MFPD Fire Station 24	7606 E State Road 45	Bloomington
University Elementary	1111 Russell Road	Bloomington
Binford Elementary	2300 E. 2 nd Street	Bloomington
Rogers Elementary	2200 E. 2 nd Street	Bloomington
West Monroe County		
Bloomington Transit Buses	130 W. Grimes Lane	Bloomington
Bloomington Transit Main Station	130 W. Grimes Lane	Bloomington
Bloomington Township Trustee	924 W. 17 th Street, Suite C	Bloomington
Banneker Community Center	930 W. 7 th Street	Bloomington
Boys and Girls Club Crestmont	1111 W. 12 th St.	Bloomington
YMCA NorthWest	1375 N. Wellness Way	Bloomington
Pizza X West	1610 W. 3 rd Street	Bloomington
Arlington Heights Elementary	700 W Parrish Road	Bloomington
Fairview Elementary	627 W. 8 th Street	Bloomington
Highland Park Elementary	900 Park Square Drive	Bloomington
Grandview Elementary	2300 S. Endwright Road	Bloomington
Broadview Learning Center	705 W. Coolidge Drive	Bloomington

Tri-North Middle School	1000 W. 15 th Street	Bloomington
Summit Elementary	1450 W. Countryside Lane	Bloomington
Ivy Tech (Main Campus)	200 Daniels Way	Bloomington
Ivy Tech (School of Nursing)	101 Daniels Way	Bloomington
Ivy Tech (ICLSBL)	501 N. Profile Parkway	Bloomington
Youth Services Bureau of MC	615 S. Adams Street	Bloomington
MFPD Fire Station 29	2130 S Kirby Road	Bloomington
City Fire Station #2	205 S Yancy Lane	Bloomington
MFPD Fire Station 39	9039 W Hinds Rd	Bloomington
Downtown Monroe County		
City Fire Station #1	300 E. 4 th Street	Bloomington
Monroe County Library	303 E. Kirkwood Ave.	Bloomington
Monroe County Library Book Mobile		
Bloomington Project School	349 S. Walnut	Bloomington
Allison Jukebox Community Center	349 S Washington St	Bloomington
Boys and Girls Club Lincoln	311 S. Lincoln Street	Bloomington
WonderLab	308 W. 4 th Street	Bloomington
Bloomington Transit Depot	301 S. Walnut Street	Bloomington
Ivy Tech (JWAC)	122 S. Walnut Street	Bloomington
Big Brother Big Sisters	501 N Walnut Street	Bloomington
North Monroe County		
MFPD Station 25	5081 N. Old State Rd 37	Bloomington
Bloomington High School North	3901 N. Kinser Pike	Bloomington
CVS	4444 W. State Road 46	Bloomington
City Fire Station #3	900 N. Woodlawn	Bloomington
Ellettsville Fire Station	900 N. Curry Pike	Bloomington
Marlin Elementary	1655 E. Bethel Lane	Bloomington
Harley Davidson	522 W. Gourley Pike	Bloomington
Meadows Hospital	3600 N. Prow Rd	Bloomington
Ellettsville Fire Department HQ	5080 W. State Rd. 46	Bloomington
Monroe County Library Ellettsville	600 W. Temperance Street	Ellettsville
Pizza X Ellettsville	4621 W. Richland Plaza Dr.	Bloomington
Edgewood Primary Elementary	7700 W. Reeves Rd.	Ellettsville
Edgewood Intermediate Elementary	7600 W. Reeves Rd	Ellettsville
Edgewood Junior High	851 W. Edgewood Dr.	Ellettsville
Edgewood High School	601 S. Edgewood Dr.	Ellettsville
Boys & Girls Club Ellettsville	8045 State Road 46	Ellettsville

Safe Place Sites in Owen County		
Gosport Elementary	201 North 9 th Street	Gosport
Patrickburg Elementary	9883 State Road 246	Patrickburg
Post Office	3218 S Street	Quincy
Cathleen's Gymnastics	145 S Washington St	Spencer
CommUnity Center	17 E. Market Street	Spencer
McCormicks Creek Elementary	1601 Flatwoods Road	Spencer
New Beginnings Pregnancy Resource Center	189 S. Main Street	Spencer
Owen County Chamber of Commerce	119 S Main Street	Spencer
Owen Valley Christian Fellowship	338 State Highway 43	Spencer
Owen Valley Middle School	626 West State Highway 46	Spencer
Owen Valley High School	622 West State Highway 46	Spencer
Spencer Elementary	151 East Hillside Ave.	Spencer
West & Parrish & Pedigo Funeral Home	105 N. Montgomery St.	Spencer
YMCA	1111 West State Highway 46	Spencer

Safe Place Sites in Greene County		
Bloomfield-Eastern Greene Co. Library Eastern branch	11453 East State Road 54	Bloomfield
Bloomfield-Eastern Greene Co. Library Main branch	125 S. Franklin Street	Bloomfield
Eastern Greene Elementary	10503 E State Road 54	Bloomfield
Linton Fire Department	230 NW A Street	Linton
Welch & Cornett Funeral Home	140 E. Vincennes St.	Linton
White River Valley Middle School	2926 IN-67	Lyons
White River Valley High School	5644 IN-54	Switz City
White River Valley Elementary	484 W. Main Street	Worthington
Welch & Cornett Funeral Home	23 S. Main Street	Worthington

Appendix B
2022 Community Partners / Shared Programming Resources
Thank you for supporting AND connecting youth within our community

Anthem	Middle Way House
Banneker Center	Monroe County Community School Corporation
Bloomington After School Network	Monroe County Department of Children Services
Bloomington Commission on the Status of Children & Youth	Monroe County Fire Departments
Bloomington Parks and Recreation	Monroe County Health Department
Bloomington Police Department	Monroe County History Center
Bloomington Transit	Monroe County Juvenile Probation
Bloomington Township Trustee	Monroe County Parks & Recreation
Bloomington Volunteer Network	Monroe County Public Library
Boys and Girls Clubs of Bloomington	Monroe County Recycling Center
Building A Thriving Compassionate Community (BTCC)	Monroe County Sheriff's Department
Centerstone	Monroe County United Ministries
City of Bloomington Community & Family Resources Department	Monroe County YMCA
Community Justice and mediation	Monroe County Youth Council
El Centro Communal Latino	Mother Hubbard's Cupboard
Family Solutions	New Hope Family Shelter
Girls' Inc.	NonProfit Alliance
Greene County Alliance	Nurse Family Partnership
HealthNet	O'Neill School of Public Environmental Affairs Office of Diversity, Equity, and Inclusion
Indiana Association of Residential Child Care Agencies	Peace Learning Center
Indiana Coalition Against Domestic Violence	People and Animal Learning Services
Indiana Housing & Community Development	Planned Parenthood
Indiana Trafficking Victims Assistance Program	Positive Link
	Prism Youth Community
Indiana University School of Admissions	Purdue Extension-Monroe County
Indiana University School of Education and Counseling Psychology	Richland Bean Blossom Schools
Indiana University School of Public Health	Rural Transit
Indiana University School of Social Work	South Central Community Action (S.C.C.A.P.)

IU Health Bloomington-Coordinated School Health	Suicide Prevention Coalition
IU Health – Riley Physicians	Susie’s Place
Indiana Youth Institute	Systems of Care (Monroe County)
Indiana Youth Services Association	The Warehouse
Ivy Tech Community College	Thriving Connections- Monroe County
Jill Reitmeyer, DDS	United Way of Monroe County
Job Corps (Atterbury)	Women Writing for a change Bloomington
La Casa Latino Cultural Center	WonderLab
League of Women Voters of Bloomington and Monroe County	WorkOne
Meadows Behavioral Health Hospital	

What the Youth Want Others to Know

“I loved it here because they are caring, helpful and kind.”

“Food is good/Bed is good/Good stuff”

“The staff were amazing and the chores were easy and it made me feel safe”

“The services were great and all the staff was wonderful. Thank you all!”

“All the staff genuinely cared! They were all amazing.”

“I just want to thank you all for everything. You all helped me so much. Keep doing you 100!”

“The staff are great. I love this place”

“The staff are great. I had a good experience. They use your preferred pronouns and name.”

“I enjoyed my time here it helped me focus and get my mind on the right path.”

What Parents/Guardians Say

“Staff at YSB were awesome and great to work with. They were always prompt in answering my questions and always had my child’s best interest at heart.”

“Staff were great with communicating with me and about my client’s needs and advocated strongly for her.”

“Timely Communication & Included youth in decision making / communication. “

“I'm very pleased. I would highly tell others about here.”

“5 Stars! Highly Recommend.”

“My child found a counselor she likes and trusts which is huge for her.”

“I am thankful you all was here to help me and my family with services.”